









12/08/11 04:02 PM

# Bare Shaft Centrifugal Pumps

Class code C.00000013  
Group code G.00000146

Page 1

Report6\_1e

Code	Outlet	Inlet	Make	Model	GPM	Head	HP	RPM	Code	Outlet	Inlet	Make	Model	GPM	Head	HP	RPM
AF06823	1.00	1.25	K & L	50 SERIES 4	25	150	3.00	2900									
ID55725	1.25	1.50	AJAX	1.25L	40	200	13	2900	AP5086	4.00	5.00	THOMPSON	B.G.H.	500	180	45.00	1440
DH55977	1.25	2.00	AJAX	50 x 32 x 160	30	140	5.00	3300	AK00053	4.00	5.00	SPP	FSO4A				
									ID55282	4.00	5.00	AJAX	125x100x200	500	180	50.00	2900
									ID55281	4.00	5.00	AJAX	125x100x250	600/400	280/140	80/100	2900
AF06824	1.50	2.00	K & L	50 SERIES 2	100	200	15.00	2800	07450	 4.00	5.00	AJAX	4LSVE20	200-800	100-46	20.00	1450
AB16779	1.50	2.00	K & L	70 1.5-9	25/195	170/120	15.00	2900									
AB24307	1.50	2.00	AJAX	1.5LS	60/200	200/140	7.5/18	2600	XX502	5.00	6.00	HARLAND	UNIGLIDE	1100	50	20.00	1460
DH53063	1.50	2.00	IEL	VRC1.5-2.5	100	60	5.00	1420					SDB4-5				
ID55684	1.50	2.00	K & L	50 Series 6	150	350	30	2500	ID55247	5.00	6.00	AJAX	150x125x365	1000	60	30.00	1400
08460	1.50	2.00	K & L	Model 70 Size 1.5-12	600L/min	125m	30	2900	06386	5.00	6.00	GASTON COUNTY	1810305				
06883	1.50	2.50	AJAX	65x40x315	100	300	20	2900									
									XX441	6.00	6.00	K & L	60 SERIES 5	1100/800	140/190	60/65	2900
DH56062	2.00	2.50	K & L	70 2 - 6	200	80	7.50	2900	AP5052	6.00	6.00	THOMPSON	CLS	1000	240	250.00	2960
DH53059	2.00	2.50	K & L	702 - 6	200	80	7.50	2900	XX1592	6.00	8.00	THOMPSON					
DI11978	2.00	3.00	AJAX	2L2	50/250	300/120	20.00	2400									
DH55983	2.00	3.00	K & L	80 x 50 x 250	65/250	310/175	20/40	2900	06676	 8.00	8.00	AJAX	200 x 200 x 400	2000	130	100	1450
									AK00061	8.00	10.00	UNITED	8 x 21	2250	240	250.00	1440
OK6743	2.50	3.00	K & L	50 SERIES 4	100/325	165/120	12.5/18	3500									
									DH96052	9.00	10.00	THOMPSON	SEWAGE	2000	50	50.00	1450
ID55726	3.00	3.00	WORTHINGTON	2W TF-8-5	90	800	45	2900	08257	 9.00	10.00	THOMPSON	BGL 9-10				
DI11527	3.00	4.00	K & L	50 SERIES 5	300	200	30.00	2800	08287	 9.00	10.00	THOMPSON	BGL	2300	30	60	1440
BA46590	3.00	4.00	THOMPSON	< Not specified >			7.50	1450									
ID55278	3.00	5.00	AJAX	125 x 80x 253	800/500	140/220	55.00	2900	07007	 12.00	15.00	THOMPSON	12 -15CH				
									DH53068	 30.00	30.00	THOMPSON	30C	20000		2416.00	988
06699	3.50	2.50	K & L	80x65x125	200	20	5	2900									


 This symbol signifies that photos are available for this product on our Website under Catalogue



12/08/11 04:02 PM

# Bare Shaft Centrifugal Pumps

Code	Outlet	Inlet	Make	Model	GPM	Head	HP	RPM	Code	Outlet	Inlet	Make	Model	GPM	Head	HP	RPM

 This symbol signifies that photos are available for this product on our Website under Catalogue