








































Conveyors & Elevators

Code	Type	Length	Width	Construction	Remarks
08255	 Belt	4.5	0.5	St/Steel	St/steel food grade belt conveyor on legs, complete with drive and offloading chute.
07602	 Belt	3.00	0.250	mild steel	rubber belt conveyor with hydraulic lifting device to change the discharge end of the conveyor.
08215	 Belt	3.00	0.30	mild steel	Inclined roller conveyor with rubber belt, geared motor drive.
08264	 Belt	6.00	0.35	st/steel	St/Steel belt conveyor, rubber belt, loading chute and sides running the length of the conveyor.
08291	 Belt	7.00	0.480	mild steel/rubber	DAMAGED: Rubber belt with trough rollers. 7 m long x 480mm wide. Complete with 2hp 60rpm geared drive and stainless Steel discharge chute. Main frame has been bent and needs repair.
08347	 Belt	8.00	0.26	Mild Steel	Cleated belt conveyor, 0.75kw geared motor drive, complete with legs. Excellent condition.
KC71803	Belt	2.700	0.380	Rubber	15 Inch .18KW CMG Gearmotor Cleated - No Fan Cover
07147	 Belt	2.700	0.300	stainless steel	Flat belt conveyor, 2 storage boxes, 0.17m/sec, motorized head rollers, 0.18kw, good condition, 1000mm belt height.
07146	 Belt	2.800	0.450	stainless steel	0.73kw, missing some rollers.
08384	 Belt	3.200	0.420	Mild Steel	3.2m long x 420mm wide belt. 1.1kw drive running at 96rpm
IK84390	 Belt	4.000	0.500	Rubber	Stainless Steel On Legs, Gear Motor Drive.
08390	 Belt	4.800	0.420	mild steel	4.8m long x 420mm wide belt. complete with a .75kw drive at 96rpm.
08389	 Belt	5.000	0.420	Mild Steel	2 available.Both units are complete with a 1.1kw drive running at 96 rpm and have a discharge chute.
08391	 Belt	6.000	0.420	Mild steel	6m long x 420mm wide on an incline with discharge chute and a 2.3m long x 420mm belt on top, both units have a 1.1kw drive.
06854	 Belt	9.000	0.200	Mild Steel	0.5Hp geared motor drive 20rpm, with guide rails, PVC belt, on legs 0.8m high, stop/start buttons.
08386	 Bucket Elevator	10	0.5	Mild Steel	13m long bucket elevator with 10m lift, steel buckets, capacity approx 12 tonne per hour. Very good condition.
08385	 Bucket Elevator	18	0.5	mild steel	18m bucket elevators, in good working condition. Overall height 21m, 0.5m wide belts with buckets attached. Capacity 15tonne per hr. 2 units available one with steel buckets and one with plastic buckets.
07613	 Bucket Elevator	1.80	0.50	mild steel	Pin hopper, 500mm wide x 1800 tall, variable speed, suitable for moving wool or similiar product. Runs well.
08230	 Bucket Elevator	14.3	0.180	Mild Steel	Bucket elevator, 14.3m, 180mm wide plastic buckets, approx 15tonner per hour, 7.5kw geared motor drive.
07961	 Bucket Elevator	3.70	0.55	St-Steel	Stainless steel cleated belt conveyor, similiar principle to a bucket elevator, good for moving bags of materials or lumps of pet food etc. Very heavy duty. Needs a drive motor.
DH96269	Flat	1.200	1.300	Mild Steel	On Castors/C&H V/S .25hp @11.4/69.9 (1/2
JV2998	Flat	2.000	0.500	Mild Steel	Sprocket Drive
ID55497	 Flat	2.500	1.700	Rubber	Ex wool industry. 1 unit available
JY09075	Flat	3.200	0.300	Mild Steel	Steel Belt 5hp @ 18rpm Geared
ID55030	Flat	4.000			Ex Tetley Tea 4m Section Rubber belt with drive
IK84252	Flat	8.000	1.900	Steel Slat	Capacity SWL 17 Ton. No Drive. Steel Slats.


















Conveyors & Elevators

Code	Type	Length	Width	Construction	Remarks
08342	 FlatBelt				9 x conveyors at 6.5m long x 1.2 wide roller and 1m wide belt. Complete with geared drive. Also avail is 2 x 4m long and 8 x 2.5m long all come in 1.2m width roller and 1 m belt and are same design. There is a total of 19 conveyors available .
06752	FlatBelt	1.000	0.300	Mild Steel	0.37kw drive, stop/start switch, good condition.
IK84218	 FlatBelt	1.200	0.250	Rubber	Flat Belt with Drive Motor.
ID55899	 FlatBelt	1.700	0.130	Mild Steel	Magnetic head pulley Gear motor drive Ex containers
KC71747	 FlatBelt	2.000	0.740	Mild Steel	Rubber Belt and treadle lever
07371	 FlatBelt	2.000	1.250	Rubber	Complete with .5hp drive and 60:1 G/box, final speed 24 RPM, comes with weighing system. 1992
KC71800	FlatBelt	2.400	0.500	Rubber	No Motor drive Cleated rubber Belt 500mm wide , rollers 600mm wide
06748	 FlatBelt	2.400	0.200	Mild Steel	0.37kw drive, stop/start switch, good condition.
08188	 FlatBelt	2.700	0.400	Mild steel	Incline conveyor with troughed rollers.Complete with geared motor and dust extraction hood. 2.7m long x 400mm wide rubber belt.
06755	 FlatBelt	3.000	0.200	Mild Steel	SEW Variable speed drive, 0.37kW @ 37-260rpm, very good condition.
ID55158	FlatBelt	3.200	0.320	Rubber	Rubber Belt Flat
IK84389	FlatBelt	4.000	0.300	Stainless Steel	PVC On Slats, On Legs, No Motor.
DH53236	 FlatBelt	6.000	0.500	Rubber	Ex Quarry transfer belt conveyor. Belt has been cut.
DA56697	FlatChain	2.500	0.300	Mild Steel	3 units .5hp x 55rpm Geared Motor
JY09279	FlatChain	3.000	0.600	Stainless Steel	Chain Type Sludge Shifter
07800	 Roller	4.80	0.50	mild steel/gal	Motorised roller conveyor, 4.8m x 0.5m, good condition.
IK84367	 Roller	1.850	0.150	Mild Steel	In Steel Frame
BA46916	Roller	7.000	0.160	Stainless Steel	No Drive Painted Blue
08139	 Screw			St/Steel	Stainless steel screw loader, capacity approx 2 tonne per hour, depending on product 200kg hopper with 121mm screw auger. 2.25kw drive, 415V. Discharge height is 3.5m.
08154	 Screw				Mild Steel tank with screw auger discharge (4.5m height). Tank is approx 5000L, auger is 7m long, 270mm dia, One unit left.
08375	 Screw	3.6	1.1	stainless steel	stainless steel screw auger, steel outside. discharge at 2.8m high, 3inch outlet, 2.2kw drive, 350lt capacity. Screw auger is 3.6m long.
08404	 Screw	4800	400	Stainless steel	4.8 m long stainless steel screw auger, with paddles attached to shaft, dual inlet at both ends and centre discharge.
BD55987	Screw	1.500	0.250	Mild steel	
07727	 Screw	1.500	0.250	Mild steel	.75kw 15 RPM. Two bombay doors. Outlet 250mm dia rectangular inlet 650mm x 250mm
08005	 Screw	1.900	0.260	Mild steel	U trough auger,variable pitch 105mm - 50mm. 90rpm final speed, chain driven by geared motor.
IK84233	Screw	1.950	0.150	M.St./Wood	Ex Sugar Plant, G/Motor 0.55KW 220RPM.

 This symbol signifies that photos are available for this product on our Website under Catalogue



Conveyors & Elevators

Code	Type	Length	Width	Construction	Remarks
IK84232	Screw	1.950	0.100	M.St./Wood	Ex Sugar Plant, G/Motor 1.5KW 167RPM
07395	 Screw	2.000	0.180	Mild steel	bombay doors for easy cleaning, unused, no drive. troughing conveyor.
IK84229	Screw	2.500	0.150	M.St./Wood	Ex Sugar Plant, 0.75HP @ 199RPM.
07863	 Screw	2.500	0.280	mild steel	Mild steel screw conveyor, with open hopper for feeding. 280mm x 280mm sliding gate outlet. 3 hp 37 rpm.
07933	 Screw	2.700	0.125	S/S	Stainless steel screw auger, 2.7m x 125mm dia, SEW geared motor drive 2.2kw @323rpm. 400mm dia hopper
JY09117	Screw	2.800	0.250	Mild Steel	2 Inlets,2 Outlets 2hp x 12rpm G/Motor
DA56950	Screw	2.800	0.180	Mild Steel	
JV2675	 Screw	3.000	0.230	S/S - M/S	Triple screw S/S trough Gal.sc
ID55439	Screw	3.000	0.200	Mild Steel	Triple Screw for Bagging Plant, 4 Dribble Feed Screw.
IK84228	Screw	3.000	0.150	M.St./Wood	Ex Sugar Plant, G/Motor 1.5KW 220RPM.
IK84227	Screw	3.100	0.150	M.St./Wood	Ex Sugar Plant, G/Motor 1HP 192RPM
JV0148	Screw	3.450	0.650	Mild Steel	Double Screw
JV0149	 Screw	3.450	0.650	Mild Steel	Double Screw
07394	 Screw	3.500	0.180	Mild Steel	pipe type, 1.5hp direct coupled to a variable speed drive. 23-120 rpm. loading hopper.
07367	 Screw	3.800	0.200	Mild Steel	Pipe type, heavy duty construction, no drive
IK84226	Screw	3.880	0.150	M.St./Wood	Ex Sugar Plant, Gear Motor 0.75KW, 181RPM
07166	 Screw	4.000	0.200	Stainless Steel	Stainless steel screw augers brand new, any diameter, any length can be made, U troughs or pipe, complete with 415V drive. Customised sizes and speeds can be made to order.
IK84234	Screw	4.500	0.150	M.St. / Wood	ex Sugar Plant, 1.5HP @ 200.
JY09131	 Screw	4.600	0.370	Fibreglass	Fibreglass Trough
KC71992	Screw	4.600	0.160	Mild Steel	Trough Type 55kW @ 12.2rpm
IK84236	 Screw	5.000	0.150	M.St./Wood	ex Sugar Plant, 0.75KW Gear Motor 150RPM.
08267	 Screw	5.000	0.200	Mild Steel	5m long x 200mm dia heavy duty screw auger with a 4 kw 156 rpm geared drive.
IK84225	Screw	5.400	0.150	M.St./Wood	Ex Sugar Plant, Gear Motor 0.75HP, 55RPM.
IK84222	Screw	5.700	0.150	M.St./Wood	Ex Sugar Plant, G/Motor 1.5 @ 204RPM.
07993	 Screw	6.000	0.330	S/S and M/S	U trough with mild steel auger. 3 kw geared motor, outlet 360mm x 340mm located at drive end. Sliding air operated gate for cleaning or bulk dumping.
IK84223	Screw	6.600	0.150	M.St./Wood	Ex Sugar Plant, 1.5HP 200RPM G/Motor.
07728	 Screw	7.000	0.330	Mild Steel	Mild steel Cooker discharge screw conveyor, jacketed, insulated, 7.5Hp @42rpm.
IK84243	Screw	8.500	0.150	M/Steel- Wood	Ex Sugar 2.2KW Gear Motor
IK84221	Screw	9.000	0.150	M.St./Wood	Ex Sugar Plant, G/Motor 1.5HP 205RPM.
DH96144	 Screw	12.000	0.600		Screw Auger 3500L V/S Drive 7.5kw Jacketed . 12m long x 600mm dia.
IK84244	Screw	12.000	0.150	M/Steel-Wood	Ex Sugar Gear Motor 1.5Kw 190RPM
IK84242	Screw	12.000	0.150	M/Steel-Wood	Ex Sugar - No Gear Motor
JY09156	 Vibrating	3.400	0.300	Stainless Steel	Boustead 2 Vib Motors .6kW



Conveyors & Elevators

Code	Type	Length	Width	Construction	Remarks
------	------	--------	-------	--------------	---------
