



20/05/10 04:00 PM



Gear Pumps


Code 6.3i

Class code C.0000013

Group code G.00000148

Page 1

Code	Outle	Inlet	Make	Model	Flow	HP	RPM	Head
DH55524	1.00	1.00	M & M	25	25	1.00	300	500
JV2997	1.00	1.00	VARLEY	DH10		3.00		
DH53293	1.00	1.00	AJAX	GB1	10	1.00	500	100
08076	 1.00	1.00	STEIMEL	T3/80P	110	1.00	500	10bar
XX1391	1.25	1.25	AJAX	GD1.25	16/14	3.00	224	50/100
07118	1.25	1.25	LIQUIFLOW	311	20.00	1.50	1440	200PSI
DH55733	1.50	1.50	STAINLESS STEEL	150ND		3.00		
DH55739	1.50	1.50	STAINLESS STEEL			5.00		
BA46594	2.00	2.00	JABSCO			2.00		
DH96302	2.00	2.00	AJAX	GB2		2.00	190	
WV1529	2.00	2.00		S\Steel				
XX1594	2.50	2.50	EBSRAY	270BBL		5.00		
ID55117	3.00	3.00	ALFA LAVAL	FPP807			960	
ID55116	3.00	3.00	ALFA LAVAL	FPP807			960.00	
ID55268	3.00	3.00	EBSRAY	TD127	70	10.00	720	400
XX2386	3.50	3.50	STOTHERT & PITT	3.5A		10.00	720	
DH55517	4.00	4.00	EBSRAY	CXY500		10.00	960	
BD55552	4.00	4.00	PLENTY			25.00		
ID55336	 4.00	4.00	EBSRAY	MD300	100/197	4.00	206	300

 This symbol signifies that photos are available for this product on our Website under Catalogue




20/05/10 04:00 PM


Gear Pumps

Code 6.3i

Class code C.0000013
Group code G.00000148

Page 2

Code	Outlet	Inlet	Make	Model	Flow	HP	RPM	Head
DA56762 	6.00	8.00	IMO	ACF1103N2F	2000lpm	60.00	1440	

 This symbol signifies that photos are available for this product on our Website under Catalogue