



Geared Motors

Class code C.00000010
Group code G.00000077

20/05/10 04:00 PM

Page 1

Code	KW	RPM	Make	HP	Enclosure	Mount					
ID55701			DYNAMATIC								
07709			SEW								
07114	0.12	19		0.16	TEFC	Flange					
07111	0.12	22		0.16	TEFC	Flange					
AP5182	0.12	340	PARVALUX	0.16	ENC	Foot					
08265	0.18	4.4		0.25	TEFC						
AF06590	0.25	9	SEW	0.33	TEFC	Flge					
07710	0.33	100		0.25	TEFC	Foot					
DH53224	0.37	6	BARLOW	0.50	TEFC	Foot					
DH53196	0.37	6	BARLOW	0.50	TEFC	Foot					
DH53198	0.37	6	BARLOW	0.50	TEFC	Foot					
DH53197	0.37	6	BARLOW	0.50	TEFC	Foot					
07568	0.37		ABB	0.50	TEFC	Foot					
KC71776	0.37	18		0.50	TEFC	Foot					
06656	0.37	22	C & H	0.50	TEFC	Foot					
XX1883	0.37	30		0.50	DP	Foot					
07221	0.37	35	C & H	0.50	TEFC	Foot					
BA46865	0.37	53	BARLOW	0.50	TEFC	Foot					
AP5278	0.37	54	BARLOW	0.50	TEFC	Foot					
DH53355	0.37	54	SEW	0.50	TEFC	Foot					
KC71594	0.37	62	SEW	0.50	TEFC	Foot					
KC71597	0.37	62	SEW	0.50	TEFC	Foot					
KC71596	0.37	62	SEW	0.50	TEFC	Foot					
DH55545	0.37	68	C & H	0.50	DP	Foot					
DH53115	0.37	84	CYCLO DRIVE	0.50	TEFC	Foot					
DH53117	0.37	84	CYCLO DRIVE	0.50	TEFC	Foot					
DH53118	0.37	84	CYCLO DRIVE	0.50	TEFC	Foot					
DH53119	0.37	84	CYCLO DRIVE	0.50	TEFC	Foot					
DH53120	0.37	84	CYCLO DRIVE	0.50	TEFC	Foot					
DI11938	0.37	92	MC KAY	0.50	TEFC	Foot					
XX1882	0.37	100	RICHARDSON	0.50	DP	Foot					
DH53121	0.37	127	CYCLO DRIVE	0.50	TEFC	Foot					
DH53111	0.37	131	CYCLO DRIVE	0.50	TEFC	Foot					
AB36986	0.37	197	BARLOW	0.50	TEFC	Foot					
DH53153	0.37	240	CYCLO DRIVE	0.50	TEFC	Foot					
DH53157	0.37	240	CYCLO DRIVE	0.50	TEFC	Foot					
DH53158	0.37	240	CYCLO DRIVE	0.50	TEFC	Foot					
DH53160	0.37	240	CYCLO DRIVE	0.50	TEFC	Foot					
DH53159	0.37	240	CYCLO DRIVE	0.50	TEFC	Foot					
XX1880	0.37	300	MASTER	0.50	TEFC	Foot					
KC71531	0.55	12	GENAT & WOOD	0.75	TEFC	Foot					
07224	0.55	36	AEI	0.75	TEFC	Foot					
XX1898	0.55	58	EBERHART	0.75	TEFC	Foot					
XX1899	0.55	58	EBERHART	0.75	TEFC	Foot					
XX1897	0.55	100	BOSTON	0.75	TEFC	Foot					
07430	0.55	110	SEW	0.75	TEFC	Foot					
07335	0.55	134		0.75	TEFC	Foot					
07428	0.55	171	C & H	0.75	TEFC	Foot					
AM04667	0.75	26	REDUSPEED	1.00	TEFC	Foot					
BD55929	0.75	29	BARLOW	1.00	TEFC	Foot					
BD55930	0.75	29	BARLOW	1.00	TEFC	Foot					
DA56595	0.75	29	BARLOW	1.00	TEFC	Foot					
AB36966	0.75	30	BARLOW	1.00	TEFC	Foot					
AM04581	0.75	30	AEI	1.00	TEFC	Foot					
AM04608	0.75	30		1.00	TEFC	Foot					
AM04611	0.75	30		1.00	TEFC	Foot					
AM04612	0.75	30		1.00	TEFC	Foot					
AM04665	0.75	33	REDUSPEED	1.00	TEFC	Foot					
XX1933	0.75	33	LDC	1.00	DP	Foot					
XX1934	0.75	33	LDC	1.00	DP	Foot					
07432	0.75	36	SEW	1.00	TEFC	Foot/FI					
07433	0.75	36	SEW	1.00	TEFC	Foot/FI					

This symbol signifies that photos are available for this product on our Website under Catalogue



Geared Motors

Class code C.00000010
Group code G.00000077

20/05/10 04:00 PM

Page 2

Code	KW	RPM	Make	HP	Enclosure	Mount							
07708	0.75	36	BARLOW	1.00	TEFC	Foot	07331	1.10	21	SEW	1.50	TEFC	Foot
07256	0.75	37	BARLOW	1.00	TEFC	Foot	AP5231	1.10	27	BARLOW	1.50	TEFC	Foot
AB36703	0.75	52	CP/SONNERDALE	1.00	TEFC	Foot	AP5221	1.10	28	BARLOW	1.50	TEFC	Foot
AB36704	0.75	52	CP/SONNERDALE	1.00	TEFC	Foot	AP5223	1.10	28	BARLOW	1.50	TEFC	Foot
AF06704	0.75	53		1.00	TEFC	Foot	AP5227	1.10	28	BARLOW	1.50	TEFC	Foot
AF06712	0.75	53	BARLOW	1.00	TEFC	Foot	AP5228	1.10	28	BARLOW	1.50	TEFC	Foot
BA46914	0.75	53	BARLOW	1.00	TEFC	Foot	AF06539	1.10	30	BARLOW	1.50	TEFC	Foot
07942	0.75	53	UNKNOWN	1.0	TEFC		07323	1.10	46	SEW	2.00	TEFC	Foot
AM04661	0.75	54	REDUSPEED	1.00	TEFC	Foot	ID55781	1.10	47	SEW	1.50	TEFC	Foot
AM04597	0.75	55		1.00	TEFC	Foot	AM04663	1.10	51	REDUSPEED	1.50	TEFC	Foot
AM04599	0.75	55		1.00	TEFC	Foot	08258	1.10	58		1.50	TEFC	
06647	0.75	71	SEW	1.00	TEFC	Foot	DH53343	1.10	60	TECO	1.50	TEFC	Flange
07254	0.75	71	BARLOW	1.00	TEFC	Foot	07941	1.10	60	FENNER	1.50	TEFC	Flange
AF06719	0.75	90	BCP	1.00	TEFC	Foot	08260	1.10	61		1.50	TEFC	Foot
DH96026	0.75	97	SKK/GEC	1.00	TEFC	Foot	06649	1.10	68	SEW	1.50	TEFC	Foot
AF06725	0.75	100	C & H	1.00	TEFC	Foot	ID55175	1.10	70	ASEA	1.50	TEFC	Foot
AB36964	0.75	101	BARLOW	1.00	TEFC	Foot	06648	1.10	85	SEW	1.50	TEFC	Foot
AF06718	0.75	101	BARLOW	1.00	TEFC	Foot	06423	1.10	90	OVITOR	1.50	TEFC	Foot
DI11937	0.75	105	MC KAY	1.00	TEFC	Foot	08262	1.10	96		1.50	TEFC	Foot
DH96030	0.75	108	CEBEHA	1.00	TEFC	Foot	AF06733	1.10	100	BARLOW	1.50	TEFC	Foot
AP5235	0.75	119	BARLOW	1.00	TEFC	Foot	XX1959	1.10	105	NEWMAN	1.50	TEFC	Flge
AM04662	0.75	120	REDUSPEED	1.00		Foot	XX1960	1.10	105	NEWMAN	1.50	TEFC	Flge
AM04973	0.75	120	REDUSPEED	1.00		Foot	AF06717	1.10	109	GENAT & WOOD	1.50	TEFC	Foot
07347	0.75	122		1.00	TEFC	Foot	BA46740	1.10	125	BARLOW	1.50		Flge
AF06713	0.75	127	GNAT	1.00	TEFC	Foot	BA46741	1.10	125	BARLOW	1.50		Flge
AB36972	0.75	197	BARLOW	1.00	TEFC	Foot	AF06714	1.10	135	GENAT & WOOD	1.50	TEFC	Foot
AF06536	0.75	201	BARLOW	1.00	TEFC	Foot	BA46743	1.10	145	BARLOW	1.50	TEFC	Flge
AF06702	0.75	206	C & H	1.00	TEFC	Foot	BA46744	1.10	145	BARLOW	1.50	TEFC	Flge
DH96221	0.75	240	REDUSPEED	1.00	TEFC	Foot	AP5220	1.10	161	BARLOW	1.50	TEFC	Foot
							AP5225	1.10	161	BARLOW	1.50	TEFC	Foot
XX1945	0.90	160	EBERHART	1.30	TEFC	Foot	AP5226	1.10	161	BARLOW	1.50	TEFC	Foot
XX1944	0.90	165	GE	1.30	TEFC	Foot	XX1961	1.10	165	GE	1.50	TEFC	Foot
							XX1962	1.10	165	GE	1.50	TEFC	Foot
07230	1.10	5	SEW	2.00	TEFC	Foot	XX1963	1.10	165	GE	1.50	TEFC	Foot
OK6846	1.10	7	GERMAN	1.50	TEFC	Foot	XX1964	1.10	165	GE	1.50	TEFC	Foot
							XX1965	1.10	165	GE	1.50	TEFC	Foot

This symbol signifies that photos are available for this product on our Website under Catalogue



Geared Motors

Class code C.00000010
Group code G.00000077

20/05/10 04:00 PM

Page 3

Code	KW	RPM	Make	HP	Enclosure	Mount						
XX1966	1.10	165	GE	1.50	TEFC	Foot						
XX1967	1.10	165	GE	1.50	TEFC	Foot						
XX495	1.10	165	GE	1.50	TEFC	Foot						
DA56912	1.10	204	BARLOW	1.50	TEFC	Foot						
XX1977	1.10	300	MASTER	1.50	TEFC	Foot						
07336	1.10	350		1.50	TEFC	Foot						
AM04504	1.10	375	CP	1.50		DP	Foot					
06658	1.10	438	SEW	1.50	TEFC	Flange						
ID55564	1.20	90	REDUSPEED	2.00	TEFC	Foot						
07324	1.50	24	SEW	2.00	TEFC	Foot						
07332	1.50	27	SEW	2.00	TEFC	Foot						
AF06721	1.50	35	BARLOW	2.00	TEFC	Foot						
BA46867	1.50	35	BARLOW	2.00	TEFC	Foot						
DH55963	1.50	36	BARLOW	2.00	TEFC	Foot						
DI11745	1.50	44	REDUSPEED	2.00	TEFC	Foot						
08259	1.50	53	SEW	2.00	TEFC	Foot						
08261	1.50	54		2.00	TEFC	Foot						
AB16501	1.50	59		2.00	TEFC	Foot						
07278	1.50	70	BARLOW	2.00	TEFC	Foot						
07225	1.50	72	BAUER	2.00	TEFC	Foot						
07427	1.50	72	C & H	2.00	TEFC	Foot						
BD55631	1.50	90	REDUSPEED	2.00	TEFC	Foot						
BD55644	1.50	90	REDUSPEED	2.00	TEFC	Foot						
DI11946	1.50	91	BARLOW	2.00	TEFC	Foot						
AB36959	1.50	100	BARLOW	2.00	TEFC	Foot						
AB37000	1.50	100	SONNERDALE	2.00	TEFC	Foot						
AM04582	1.50	100		2.00	TEFC	Foot						
AM04598	1.50	100	BARLOW	2.00	TEFC	Foot						
06419	1.50	100	SEW	2.00	TEFC							
07325	1.50	118	SEW	2.00	TEFC	Foot						
AF06591	1.50	119	DEMAG	2.00	TEFC	Foot						
BD55503	1.50	120	REDUSPEED	2.00	TEFC	Foot						
AF06708	1.50	125	BARLOW	2.00	TEFC	Foot						
AF06705	1.50	130	SONNERDALE	2.00	TEFC	Foot						
DI11948	1.50	130	SONNERDALE	2.00	TEFC	Foot						
BD55608	1.50	142	REDUSPEED	2.00	TEFC	Foot						
AF06707	1.50	197	BARLOW	2.00	TEFC	Foot						
AA98837	1.50	200	POPE/MAXIMUM	2.00		Foot						
DA56865	1.50	204	BARLOW	2.00		TEFC	Foot					
XX1984	1.50	239		2.00		SEALED	Foot					
ID55217	2.20	30	BARLOW	3.00	TEFC	Foot						
06802	2.20	34	GENAT & WOOD	3.00	TEFC	Foot						
IK84404	2.20	58	REDUSPEED	3.00	TEFC	Flange						
06665	2.20	75	SHIMADZU	3.00	TEFC	Foot						
DA56562	2.20	134	BARLOW	3.00	TEFC	Foot						
BD55527	2.20	142	REDUSPEED	3.00	TEFC	Foot						
08308	2.20	268	GENAT & WOOD	3.0	TEFC	Foot						
WV1653	2.20	300		3.00		DP	Foot					
DI11873	2.20	350	METCHRIC	3.00	TEFC	Foot						
DH55516	3.00	200	BONFIGLIOLI	4.00		FP	Foot					
07943	3.00	260	ROSSI	4.00	TEFC	Flange						
06944	3.75	192		5.00	TEFC	Foot						
06622	4.00	235	SEW	5.00		Flange						
07250	5.50	102	BARLOW	7.5	TEFC	Foot						
KC71555	5.50	166	BARLOW	7.50	TEFC	Foot						
IK84070	5.50	238	MANGROVITE	7.50	TEFC	Foot						
IK84069	5.50	240	SEW	7.50	TEFC	Foot						
DH53312	5.50	375	SONNERDALE	7.50	TEFC	Foot						
DH53315	5.50	375	SONNERDALE	7.50	TEFC	Foot						
AF06587	6.60	144	ASEA	9.00	TEFC	Foot						

This symbol signifies that photos are available for this product on our Website under Catalogue






Geared Motors

Class code C.00000010
Group code G.00000077

20/05/10 04:00 PM

Page 4

Code	KW	RPM	Make	HP	Enclosure	Mount
07248	7.50	57	SEW	10.00	TEFC	Foot
AB36953	7.50	133	BARLOW	10.00	TEFC	Foot
AB36958	7.50	139	BARLOW	10.00	TEFC	Foot
AF06586	7.50	150	BFB	10.00	TEFC	Foot
DA56887	7.50	201		10.00	TEFC	Foot
DI83130	7.50	354	FLENDER	10.00	TEFC	Foot
08348	0.370	23	C & H	0.500	TEFC	Foot
08311	0.750	34.50	ASEA	1.00	TEFC	Foot
08349	1.100	203	BARLOW	1.500	TEFC	Foot
ID55190	11.00	32	SEW	15.00	TEFC	Foot
DA56825	11.00	36	HOLROYD	15.00	TEFC	UP
DA56827	11.00	36	HOLROYD	15.00	TEFC	UP
08303	 11.00	43	SEW	15.00	TEFC	Foot
AF06729	11.00	53	ETR	15.00	TEFC	Foot
DA56970	11.00	55		15.00	TEFC	Foot
AB16916	11.00	79	ASEA	15.00		Foot
07692	 11.00	81	BARLOW	15.00	TEFC	Foot
ID55597	11.00	160	C & J	15.00	TEFC	Foot
AB36954	11.00	200	BARLOW	15.00	TEFC	Foot
AM04565	11.00	230	REDUSPEED	15.00	TEFC	Flge
DI83053	15.00	60	BARLOW	20.00	TEFC	Foot
ID55786	15.00	74	SEW	20.00	TEFC	
AF06841	15.00	88	GENAT & WOOD	20.00		Foot
AB36952	18.50	109	BARLOW	25.00	TEFC	Foot
AB36950	18.50	140	MAXIMUM	25.00	TEFC	Foot
07717	22.00	127	C & H	30.00	TEFC	Foot
08119	 30.00	55	CHEMICAL PLANT	50		Foot/Fl

 This symbol signifies that photos are available for this product on our Website under Catalogue