



20/05/10 04:00 PM




Helical Rotor Pumps

Code 6.3i

Class code C.0000013

Group code G.00000149

Page 1

Code	Outle	Inlet	Make	Model	Flow	HP	RPM	Head
07383	0.75	0.75	MONO	SB14R				
AM04869	1.25	1.25	MONO	SH32				
DA56855	1.25	1.25	MONO	SH30	510/350	1.00	976	50/150
AK00181	1.25	1.25	MONO	CD30		2.00	1400	
AC58718	1.25	1.25	MONO	CD30				
BA46653	1.25	1.25	MONO	CD30				
DH55987	1.25	1.25	MONO	CD33	275	1.50	1400	300
DI83089	1.25	1.25	MONO	SH32				
ID55730	1.25	1.25	MONO	SH32	80		1450	250
IK84270	1.25	1.25	MONO	KD30				
BA46668	1.50	1.50	MONO	CD40		3.00	960	
DA56854	1.50	1.50	MONO	SH40	1200/900			50/150
DA56668	1.50	1.50	MONO	SH40				
DI11904	1.50	1.50	MONO	CD40		1.00	70/208	
DH53302	1.50	1.50	MONO	UNKNOWN				
06804	1.50	2.00	MONO	CD60	40	3	1420	150
AC58619	2.00	2.00	MONO	CD60				
DH53325	2.00	2.00	MONO CLEAN	SJ710-1				
06462	 2.00	2.00	MONO	SWT62/F		2.00		
07350	 2.00	2.00	MONO	CD62	36.00	5.00	960	195 feet
AP5056	3.00	3.00	MONO	K70		3.00		
OK6836	3.00	3.00	MONO	D82	6500/800	10.00	960	300/100
AA98588	 3.00	3.00	MONO	SK70	2500		400	
OK6834	3.00	3.00	MONO	CD8231B4	REFER		PUMPS	MONO

This symbol signifies that photos are available for this product on our Website under Catalogue



20/05/10 04:00 PM





Helical Rotor Pumps

Code 6.3i

Class code C.0000013

Group code G.00000149

Page 2

Code	Outle	Inlet	Make	Model	Flow	HP	RPM	Head
AE83847	3.00	3.00	MONO	CD72	5750/480	7.50	960	100/300
BA46949	3.00	5.00	MONO	CF80	7000	7.50	960	100
AB24458	3.00	3.00	MONO	CD82	5000	10.00	960	50
JV2716	3.00	3.00	MONO	SH72		10.00	400	
JV2717	3.00	3.00	MONO	SH72		10.00	400	
DA56856	3.00	3.00	MONO	CD70	5250/225			50/150
DA56708	3.00	3.00	MONO	OT72			?	
DH53055	3.00	3.00	MONO	SH72			960	250
ID55110	3.00	3.00	MONO	SH80R.S				
ID55373	3.00	3.00	MONO	Cd72A/2 Stage				
ID55372	3.00	3.00	MONO	CD72A/2 Stage		7.50	960	
07754	 3.00	3.00	MONO	CE051M51R 4	100	5.5	400	150
07781	 3.00	3.00	MONO	D70	3000	5.00	500	50
07785	3.00	3.00	MONO	CE051MSIR5	55.00	4.00	600	200
07981	 3.00	3.00	MONO	CD72 R5	30	5.00	291	200
08135	 3.00		MONO	SCF2M2	10			300
AM04632	4.00	4.00	MONO	SLN213	185	15.00	720	200
06397	4.00	5.00	BORNEMANN	EH11900				

This symbol signifies that photos are available for this product on our Website under Catalogue



20/05/10 04:00 PM


Helical Rotor Pumps

Code 6.3i

Class code C.00000013

Group code G.00000149

Page 3

Code	Outlet	Inlet	Make	Model	Flow	HP	RPM	Head
07356	4.00	4.00		D900		5.5	463	
07791	4.00	4.00		D90				
OK6833	 8.00	8.00	SEEBURGER	SNP14502	29000			400
AK00184	8.00	8.00	MONO MUTRATOR	4		10.00	970	

This symbol signifies that photos are available for this product on our Website under Catalogue