



20/05/10 04:00 PM

# Process/Stainless Steel Pumps

Code 6.3i

Class code C.0000013

Group code G.00000152

Page 1

Code	Outle	Inlet	Make	Model	Flow	HP	RPM	Head
08050			GRACO	Senator J90J				
07340		.750	1.00 MONO	LR052		.50	1440	
DH96009		1.00	1.00 KELAIR	P.P.	26	7.50	2800	185
ID55717		1.00	1.00 BREDAL	SP25		1.50	9-55	
AC58835		1.25	1.25 AJAX	1.25KN				
WV1528		1.00	1.50 STAINLESS STEEL			0.75		
DH55742		1.00	1.50 FYBROC	1500		3.00	2800	
07622		1.00	1.50 LIQUIFLOW	64	90	2.00	1370	320
08393		1.00	1.50 GOULDS	3196STX	10 m <sup>3</sup> hr	3.0 kw	2950	22m hd
DH96131		1.25	1.50 NIKKOSO	HX102-5-SC		7.50		
DI11719		1.50	1.50 APV	< Not specified >	70	3.00		50
DI11720		1.50	1.50 ANDERSON	ZMH	70	3.00		
DH53045		1.25	2.00 K.S.B.	< Not specified >	1.00	7.50	3000	250
07231		1.25	2.00 PROCESS	< Not specified >	100	1.50	2800	
BA46993		2.00	2.00 APV	stainless steel		3.00	2800	
BD55812		2.00	2.00 UNKNOWN	< Not specified >		7.50	1400	
DA56519		2.00	2.00 SEEBURGER	SSP25.2		3.00	467	
DI11721		2.00	2.00 PULLEN	25PA	100	7.50	2000	100
06402		2.00	2.00 FRISTAM	19x55A	100	5.00	1440	

*This symbol signifies that photos are available for this product on our Website under Catalogue*



20/05/10 04:00 PM








# Process/Stainless Steel Pumps

Code 6.3i

Class code C.0000013

Group code G.00000152

Page 2

Code	Outle	Inlet	Make	Model	Flow	HP	RPM	Head
06965	 1.50	2.50	HEAT & CONTROL	Stainless Steel		2.00	1440	
07234	1.50	2.50	UNITED	st/steel		7.50	2900	
BD55577	2.00	2.50	FRISTAM	Stainless steel	100	7.50	2980	50
AA98680	2.00	2.50		50 SERIES 2	80/285	10/20	2500	165/125
07976	 2.50	2.50	WAUKESHA	125		5.00		
06710	2.00	3.00	SANTOKU	IC		150	2900	
DH53061	2.50	3.00	RUSSIAN	< Not specified >	200	17.00	2900	100
BD55808	3.00	3.00	FRISTAM	< Not specified >				
08221	 3.00	3.00	MONO	SOT901R8F		7.5	300	
08208	 2.00	4.00	AB SEPERATORS	DZ3R-B		7.5		
DI11515	3.00	4.00	INGERSOLL RAND	3CORVL	256	7.50	1435	53
AC58833	4.00	4.00	PROCESS					
08325	 4.00	4.00	MONO	CB06	12500	3.7kw	1450	
06408	 3.00	5.00	MARUSHICHI	SL-C150 x 150	210	20	1440	65
ID55340	4.00	5.00	PULLEN	4HF	50	20.00	1440	50
ID55337	5.00	5.00	K & L	FDE		15.00	1440	
08306	 50mm	50mm	FRIATECH	RCE50-200D WZH	18.4 m/hr		2900	54m

 This symbol signifies that photos are available for this product on our Website under Catalogue






20/05/10 04:00 PM

## Process/Stainless Steel Pumps

Code 6.3i

Class code C.0000013  
Group code G.00000152

Page 3

Code	Outlet	Inlet	Make	Model	Flow	HP	RPM	Head
DI11718	5.00	6.00	GIRDLESTON	SL33E	750	20.00	1440	60
DI11982A	5.00	6.00	HARLAND	< Not specified >	700	100	2900	220
07208	 45mm	100m	TIACCLES & POLLOCK	C428 1 F	22		2900	
08233	 100m	100m	KEITH	Desintegrator Pump				
07939	 12.00	Hoppe	IMPCO	1200 Clove Rotor				

 This symbol signifies that photos are available for this product on our Website under Catalogue