





Squirrel Cage Electric Motors - Foot, Foot/Flange only

Report6_2e

18/10/10 04:01 PM

Code	KW	RPM	Make	HP	Frame	Volts	Enc	Mount	Code	KW	RPM	Make	HP	Frame	Volts	Enc	Mount
07043	0.37	1370	MEZ	.50	3AP74	415	TEFC	Foot	BA46616	1.50	1400	ASEA	2.00	90L	415v	TEFC	Foot
XX1870	0.37	1380	MEZ	0.50	D71	415v	TEFC	Foot	07564	1.50	1400	ASEA	2.00	MA16	415	TEFC	Foot
07074	0.37	2860	TECO	0.50	B71	240	TEFC	Foot									
BA46611	0.55	2805	TOSHIBA	0.75	D71	415v	TEFC	Foot	XX2018	2.20	930	CP	3.00	D112M	415v	TEFC	Foot
07035	0.55	2820	TECO	0.75	D71	415	TEFC	Foot	DI83166	2.20	940	NEWMAN	3.00	D213	415v	TEFC	Foot
									DI11871	2.20	945	BROOK	3.00	D112M	415v	TEFC	Foot/Fla
									AA48738	2.20	950	WESTINGHOUSE	3.00	215	415v	TEFC	Foot
									AM04991	2.20	960	DELCO	3.00	215	415v	TEFC	Foot
07113	0.75	890		1.00	MA90S	415v	TEFC	Foot	07257	2.20	960	AEI	3.00	D213	415	TEFC	Foot
06934	0.75	1400	SIEMENS	1.00	< Not specified >	415	TEFC	Foot	AP5155	2.20	965	DELCO	3.00	215	415v	TEFC	Foot
ID55776	0.75	1410	TOSHIBA	1.00	D80	415v	TEFC	Foot	WV1763	2.20	1420	WESTATE	3.00	90L	415v	TEFC	Foot
AA48984	0.75	1415	BROOK	1.00	B183	415v	TEFC	Foot	AB36648	2.20	1430	MEZ	3.00	100L	415v	TEFC	Foot
ID55485	0.75	1470		1.00	D80	415v	TEFC	Foot	AP5149	2.20	1440	AGE	3.00	AKF932	415v	TEFC	Foot
07569	0.75	2850	LEROY/SOMER	1.00	56	415	TEFC	Foot/Fla	AA48810	2.20	1455	DELCO	3.00	213	415v	TEFC	Foot
07701	0.75	2900	ASEA	1.00	80 A	415	TEFC	Foot	AA48756	2.20	1460	LOUIS ALLIS	3.00	213	415v	TEFC	Foot
									07435	2.20	2845	BROOK	3.00	E90L	415	TEFC	Foot
									08037	2.20	2860	BROOK	3.00	90L	415	TEFC	Foot
08323		45	1480 RELIANCE	60	364	415	TEFC	Foot	06952	2.20	2870	ASEA	3.00	MBN90L		TEFC	Foot/Fla
									XX2038	2.20	2880	POPE	3.00	TAH7049 MTR	415v	TEFC	Foot
														NO.			
08382		250	1475 ASEA	430	MBM 355MA	415	TEFC	Foot	07381	2.20	2880	CP	3.00	D90L	415	TEFC	Foot
									07711	2.20	2880	CP	3.00	D90L	415	TEFC	Foot
DA56869	1.10	850	US ELECTRIC	1.50	184T	415v	TEFC	Foot									
DA56868	1.10	900	US ELECTRIC	1.50	2133	415v	TEFC	Foot	07555	3.00	720	CENEL	4.00	132M	415	TEFC	Foot
AC58864	1.10	1420	BROOK	1.50	C164	415v	DP	Foot	DI83212	3.00	960	CMG	4.00	132S	415v	TEFC	Foot
07436	1.10	1735	LINCOLN	1.50	145T	460	TEFC	Foot	AP5028	3.00	2880	ASEA	4.00	100L	415v	TEFC	Foot
									IK84152	3.00	2900	MITSUBISHI	4.00	112M	200v	TEFC	Foot
DA56835	1.50	710	WE	2.00	112M	415v	TEFC	Foot/Fla									
DA56903	1.50	720	LANDERT BULACH	2.00	112M	415v	TEFC	Foot	AB36980	3.70	940	ASEA	5.00	MBB14	415v	TEFC	Foot
AP5273	1.50	940	DEMAG	2.00		415v	TEFC	Foot	AA48760	3.70	960	DELCO	5.00	254U	415v	TEFC	Foot
07551	1.50	960	RELIANCE	2.00	L182T	460	TEFC	Foot	AB24250	3.70	960	CP	5.00	KB284	415v	KLOSE	Foot
AA48968	1.50	975	DELCO	2.00	213	415v	TEFC	Foot	DH55577	3.70	960	AEI	5.00	D215	415v	TEFC	Foot



This symbol signifies that photos are available for this product on our Website under Catalogue



Squirrel Cage Electric Motors - Foot, Foot/Flange only

Report6_2e

18/10/10 04:01 PM

Code	KW	RPM	Make	HP	Frame	Volts	Enc	Mount	Code	KW	RPM	Make	HP	Frame	Volts	Enc	Mount
XX2071	3.70	970	CP	5.00	KB284	415v	TEFC	Foot	AF06643	5.50	1440	TOSHIBA	7.50	D132S	415v	TEFC	Foot
AA48922	3.70	975	DELCO	5.00	254U	415v	TEFC	Foot	07546	5.50	1440	WE	7.50	112M	415	TEFC	Foot
AA48988	3.70	975	DELCO	5.00	254U	415v	TEFC	Foot	07706	5.50	1440	GE	7.50	< Not specified >	415	DP	Foot
BA46899	3.70	1430	MC COLL	5.00	D213	415v	TEFC	Foot	07552	5.50	1445	ASEA	7.50	132S	415	TEFC	Foot
AF06847	3.70	1440	POPE	5.00	B225	415v	TEFC	Foot	07561	5.50	1445	CMG	7.50	132S	415	TEFC	Foot
									AE83582	5.50	1450	DELCO	7.50	254V	415v	TEFC	Foot
									AE83584	5.50	1450	DELCO	7.50	254V	415v	TEFC	Foot
AF06844	4.00	950	ASEA	5.50	132M	415v	TEFC	Foot	DI83157	5.50	1450	TECO	7.50	D132S	415v	TEFC	Foot
07451	4.00	955	CMG	5.50	132M	415	TEFC	Foot	ID55090	5.50	1450	TECO	7.50	132S	415v	TEFC	Foot
08034	4.00	955	ASEA	5.50	132M	415	TEFC	Foot	06895	5.50	1450	SIEMENS	7.50	132S	415	TEFC	Foot
DI83108	4.00	960	TECO	5.50	D132M	415v	TEFC	Foot	06910	5.50	1450	TECO	7.50	D132S	415	TEFC	Foot
BD55698	4.00	2800	MEZ	5.50	112M	415	TEFC	Foot	07417	5.50	1450	TECO	7.50	132S	415	TEFC	Foot
07554	4.00	2850	CP	5.50	D100L	415	TEFC	Foot	07071	5.50	1460	TECO	7.50	132S	240/48	TEFC	Foot
07434	4.00	2870	TECO	5.50	D112M	415	TEFC	Foot	DH53234	5.50	2800	WE	7.50	D132S	415v	TEFC	Foot
BA46764	4.00	2880	ASEA	5.50	100L	415v	TEFC	Foot	AP5161	5.50	2910	MC COLL	7.50	C132	415v	DP	Foot
									XX2122	5.50	2910	NEWMAN	7.50	C 132	415v	DP	Foot
06716	5.00	1440	AGE	7.50	< Not specified >	415	DP	Foot									
									AC58933	7.50	710	METCHRIC	10.00	D160M	415v	TEFC	Foot
									AM04953	7.50	710	GEC	10.00	D160L	415v	TEFC	Foot
BA46772	5.50	930	CP	7.50	87	415v	KRN	Foot	DA56837	7.50	710	CP	10.00	D284	415v	TEFC	Foot
BA46971	5.50	930	CP	7.50		415v	DP	Foot	XX2137	7.50	710	METCHRIC	10.00	SF 160L	415v	TEFC	Foot
AB36944	5.50	950	CP	7.50	< Not specified >	415v	DP	Foot	ID55099	7.50	710	TOSHIBA	10.00	D160	415v	TEFC	Foot
DH96326	5.50	950	ETR	7.50	132M	415v	TEFC	Foot	07076	7.50	710	CP	100	D284	415	TEFC	Foot
08033	5.50	950	ASEA	7.50	132M	415	TEFC	Foot	DA56618	7.50	720	BROOK	10.00	D160L	415v	TEFC	Foot
BA46756	5.50	955	BROOK	7.50	D160M	415v	TEFC	Foot	DA56619	7.50	720	BROOK	10.00	D160L	415v	TEFC	Foot
BA46629	5.50	956	POPE	7.50	C132M	415v	DP	Foot	BD55765	7.50	925	ASEA	10.00	132S	415v	TEFC	Foot
AP5033	5.50	960	AC	7.50	256U	415v	TEFC	Foot	OK6532	7.50	960	AEI	10.00	D256	415v	TEFC	Foot
BA46626	5.50	960	POPE	7.50	C254	415v	DP	Foot	AA48990	7.50	970	DELCO	10.00	284U	415v	TEFC	Foot
BA46901	5.50	960	TECO	7.50	132M	415v	TEFC	Foot/Fla	AP5029	7.50	970	BEARDSLEY & PIPER	10.00	284U	415v	TEFC	Foot
07712	5.50	960	SIEMENS	7.50	132M	415	TEFC	Foot	DI83109	7.50	970	TECO	10.00	D160M	415v	TEFC	Foot
AP5053	5.50	970	LA	7.50	256U	415v	TEFC	Foot	DI83176	7.50	970	TECO	10.00	160M	415v	TEFC	Foot
OK6906	5.50	970	BRUSH	7.50	C254	415v	DP	Foot	DI83204	7.50	970	TECO	10.00	D160M	415v	TEFC	Foot
AB36783	5.50	1440	POPE	7.50	439	415v	TEFC	Foot	OK6905	7.50	970	BRUSH	10.00	C256	415v	DP	Foot
AB36942	5.50	1440	CP	7.50	F62	415v	DP	Foot	BD55770	7.50	1410	POPE	10.00	D254	415v	TEFC	Foot



This symbol signifies that photos are available for this product on our Website under Catalogue



Squirrel Cage Electric Motors - Foot, Foot/Flange only

Report6_2e

18/10/10 04:01 PM

Code	KW	RPM	Make	HP	Frame	Volts	Enc	Mount	Code	KW	RPM	Make	HP	Frame	Volts	Enc	Mount
AB14239	7.50	1440	POPE	10.00	D254	415v	TEFC	Foot	XX2179	11.00	2850	IR	15.00	C254Z	415v	DP	Foot/Fla
AE83923	7.50	1440	NEWMAN	10.00	D254	415v	TEFC	Foot	AB36789	11.00	2900	GE	15.00	254TZ	415v	TEFC	Foot
AE83963	7.50	1440	L.D.C.	10.00	E10A4	415v	TEFC	Foot	AM04560	11.00	2900	AEI	15.00	160M	415v	TEFC	Foot
DI11934	7.50	1440	BROOK	10.00	D254	415v	TEFC	Foot	AM04782	11.00	2900	POPE	15.00	D160M	415v	TEFC	Foot
ID55195	7.50	1440	AEI	10.00	D254	415v	TEFC	Foot	AM04783	11.00	2900	POPE	15.00	D160M	415v	TEFC	Foot
IK84151	7.50	1440	TOSHIBA	10.00	132M	200v	TEFC	Foot	07252	11.00	2900	AEI	15.00	D160M	415	TEFC	Foot
06930	7.50	1440	AEI	10.00	D254	415	TEFC	Foot	07890	11.00	2900	UNKNOWN	15.00	160M	415	TEFC	Foot
AB36940	7.50	1450	CP	10.00	KB284	415v	TEFC	Foot	XX2177	11.00	2915	AGE	15.00	AK952	415v	DP	Foot
06991	7.50	1450	WESTERN ELECTRIC	10.00	132M	415	TEFC	Foot	BD55981	11.00	2940	NEWMAN	15.00	D160M	415v	TEFC	Foot
AF06943	7.50	1460	LOUIS ALLIS	10.00	256U	415v	TEFC	Foot									
AP5042	7.50	1460	MC COLL	10.00	132M	415v	TEFC	Foot/Fla									
DA56561	7.50	2900	BCP	10.00	D132S	415v	TEFC	Foot	AB36909	15.00	720	CP	20.00	121	415v	DP	Foot
07272	7.50	2920	CMG	10.00	D132S	415	TEFC	Foot	AP5140	15.00	960	RELIANCE	20.00	286T	415v	TEFC	Foot
									AF06875	15.00	965	VEM	20.00	180L	415v	TEFC	Foot
AM04983	8.50	730	AEI	12.00		415v	TEFC	Foot	AP5158	15.00	965	POPE	20.00	D326		TEFC	Foot
									BD55782	15.00	1440	AEI	20.00	KND284	415v	TEFC	Foot
AP5039	9.00	735	AEI	12.50	AF363	415v	TEFC	Foot	ID55261	15.00	1440	POPE	20.00	D160L	415v	TEFC	Foot
WV1984	9.00	1470	POPE	12.50	B324	415v	TEFC	Foot	07078	15.00	1445	WESTERN ELECTRIC	20.00	IP54	415	TEFC	Foot
									06848	15.00	1450	WESTERN ELECTRIC	20.00	160L	415v	TEFC	Foot
AK00346	11.00	720	SIEMENS	15.00	D180L	415v	TEFC	Foot	AB16531	15.00	1460	BROOK	20.00	CY324	415v	DP	Foot
DI83202	11.00	970	TECO	15.00	D160L	415v	TEFC	Foot	AP5034	15.00	1460	BEARDSLEY & PIPER	20.00	D284	415v	TEFC	Foot
AP5248	11.00	1440	ASEA	15.00	MB15	415v	TEFC	Foot	DA56841	15.00	1460	CP	20.00	D284	415v	TEFC	Foot
WV1949	11.00	1440	CP	15.00	D250	415v	TEFC	Foot	OK6723	15.00	1460	CP	20.00	B326	415v	TEFC	Foot
DH53233	11.00	1440	TECO	15.00	D160	415v	TEFC	Foot	XX2202	15.00	1460	AGE	20.00	AK5622	415v	DP	Foot
06931	11.00	1440	AEI	15.00	D256	415	TEFC	Foot	DA56857	15.00	2900	ASEA	20.00	MBRF16	415v	TEFC	Foot
07545	11.00	1440	BCP	15.00	C160M	415	DP	Foot	DH53013	15.00	2900	POPE	20.00	D160L	415v	TEFC	Foot
AB36791	11.00	1450	NEWMAN	15.00	D160M	415v	TEFC	Foot	DH55509	15.00	2900	METCHRIC	20.00	D160M	415v	TEFC	Foot
AP5250	11.00	1450	ASEA	15.00	MBB15	415v	TEFC	Foot	BA46807	15.00	2910	BROOK	20.00	D160M	415v	TEFC	Foot
AB16819	11.00	1460	POPE	15.00	C160L	415v	DP	Foot	XX2207	15.00	2915	MC COLL	20.00	LSP 160 M3	415v	DP	Foot
OK6593	11.00	1460	BROOK	15.00	CY286	415v	DP	Foot	BA46806	15.00	2920	CP	20.00	D160M	415v	TEFC	Foot
XX2164	11.00	1460	POPE	15.00	B324	415v	TEFC	Foot	DH96409	15.00	2930	TECO	20.00	160M	415v	TEFC	Foot/Fla
XX2178	11.00	2850	IR	15.00	C254Z	415v	DP	Foot/Fla	DA56870	15.00	2940	NEWMAN	20.00	D180M	415v	TEFC	Foot
									DH96321	15.00	2940	BCP	20.00	D160M	415v	TEFC	Foot
									07892	15.00	2940	CMG	20.00	160M	415	TEFC	Foot



This symbol signifies that photos are available for this product on our Website under Catalogue



Squirrel Cage Electric Motors - Foot, Foot/Flange only

Report6_2e

18/10/10 04:01 PM

Code	KW	RPM	Make	HP	Frame	Volts	Enc	Mount	Code	KW	RPM	Make	HP	Frame	Volts	Enc	Mount
AC58934	18.50	960	BROOK	25.00	C326	415v	DP	Foot	AE83537	30.00	730	CP	40.00	KD404	415v	TEFC	Foot
AB36692	18.50	975	DELCO	25.00	364U	415v	TEFC	Foot	AB36669	30.00	980	DELCO	40.00	404	415v	TEFC	Foot
AB36693	18.50	975	DELCO	25.00	364U	415v	TEFC	Foot	AA48643	30.00	985	DELCO	40.00	404	415v	TEFC	Foot
AB16529	18.50	1440	BROOK	25.00	C326	415v	DP	Foot	AA48706	30.00	985	DELCO	40.00	404U	415v	TEFC	Foot
AB16532	18.50	1440	BROOK	25.00	C326	415v	DP	Foot	DH53254	30.00	1440	NEWMAN	40.00	D200L	415v	TEFC	Foot
DA56886	18.50	1445	AEI	25.00	D286	415v	TEFC	Foot	WV1576	30.00	1450	NEWMAN	40.00	200L	415v	TEFC	Foot
07245	18.50	1450	CP	25.00	C160L	415	DP	Foot	DI11856	30.00	1460	CP	40.00	101	415v	DP	Foot
XX2213	18.50	1460	LDC	25.00	EAA3244	415v	TEFC	Foot	XX1858	30.00	1460	BROOK	40.00	C326	415v	DP	Foot
06350	18.50	1460	LINCOLN	25.00	284T	415v	DP	Foot	06896	30.00	1460	BROOK	40.00	D200L	415	TEFC	Foot
06909	18.50	1460	BROOK	25.00	E180M	415	FP	Foot	DI83061	30.00	1465	POPE	40.00	D200L	415v	TEFC	Foot
WV1590	18.50	1470	CP	25.00	KB326	415v	TEFC	Foot	06906	30.00	1465	POPE	40.00	D200L	415	TEFC	Foot
07378	18.50	1470	CHINESE	25.00	D180M	415	TEFC	Foot	AP5237	30.00	1470	BCP	40.00	D200L	415v	TEFC	Foot
BD55721	18.50	1480	CP	25.00	D180M	415v	TEFC	Foot	WV1578	30.00	1470	BROOK	40.00	D326	415v	TEFC	Foot
AB36763	18.50	2900	CP	25.00	C160L	415v	DP	Foot	IK84401	30.00	1470		40.00	MBN200	415v	TEFC	Foot
XX2223	18.50	2900	LEROY/SOMER	25.00	C160L	415v	DP	Foot	DI83345	30.00	2900	CP	40.00	C180M	415v	DP	Foot/Fla
AM04558	18.50	2950	AEI	25.00	D284	415v	TEFC	Foot	DH53251	30.00	2900	WE	40.00	D200L	415v	TEFC	Foot
AM04559	18.50	2950	AEI	25.00	D284	415v	TEFC	Foot	DH53364	30.00	2900	TECO	40.00	C180M	415v	DP	Foot
									ID55659	30.00	2900	WEG	40.00	D200L	415v	TEFC	Foot
									DI11929	30.00	2940	CP	40.00	D200	415v	TEFC	Foot
AB16517	22.00	720	SIEMENS	30.00	OR1292	415v	TEFC	Foot	AK00327	35.00	1465	SIEMENS	45.00	D250M	415v	TEFC	Foot
DI83183	22.00	960	TECO	30.00	D200L	415v	TEFC	Foot									
BA46872	22.00	970	WE	30.00	F200L	415v	TEFC	Foot/Fla	DI11959	37.00	960	HITACHI	50.00	C404	415v	DP	Foot
DA56878	22.00	970	GEC	30.00	D200L	415v	TEFC	Foot	DA56990	37.00	970	CP	50.00	D404	415v	TEFC	Foot
DH96047	22.00	970	TOSHIBA	30.00	D200L	415v	TEFC	Foot	AP5240	37.00	985	NEWMAN	50.00	D404	415v	TEFC	Foot/Fla
XX2235	22.00	1440	ASEA	30.00	MKB20	415v	DP	Foot	DI83008	37.00	1440	SCHNIRER	50.00	D200	415v	TEFC	Foot
									DH53442	37.00	1440	CP	50.00	C200	415v	DP	Foot
AB36735	26.00	1450	CP	35.00	F102	415v	DP	Foot	ID55655	37.00	1440	AEI	50.00	7124	415v	DP	Foot
									06768	37.00	1440	NEWMAN	50.00	D225S	415	TEFC	Foot
AB16705	30.00	720	BROOK	40.00	C365	415v	DP	Foot	06853	37.00	1440	ENGLISH ELECTRIC	50	D225	415	TEFC	Foot
DI83054	30.00	720	TOSHIBA	40.00	D250S	415v	TEFC	Foot	07268	37.00	1440	POPE	50.00	D225S	415	TEFC	Foot
AE83536	30.00	730	CP	40.00	KD404	415v	TEFC	Foot	07269	37.00	1440	POPE	50.00	D225S	415	TEFC	Foot
									WV1574	37.00	1450	AEI	50.00	AK525	415v	DP	Foot




This symbol signifies that photos are available for this product on our Website under Catalogue



Squirrel Cage Electric Motors - Foot, Foot/Flange only

Report6_2e

18/10/10 04:01 PM

Code	KW	RPM	Make	HP	Frame	Volts	Enc	Mount	Code	KW	RPM	Make	HP	Frame	Volts	Enc	Mount
BD55928	37.00	1460	CP	50.00	C200M	415v	DP	Foot	DI83224	55.00	1470	ASEA	75.00	250M	415v	TEFC	Foot
IK84010	37.00	1460	TOSHIBA	50.00	D225S	415v	TEFC	Foot	07488	55.00	1470	BROOK	75.00	250S	415	TEFC	Foot
IK84397	37.00	1460	TECO	50.00	D225S	415v	TEFC	Foot	07070	55.00	1475	TOSHIBA	75.00	D250S	415	TEFC	Foot
07774	37.00	1460		50.00	225	415	TEFC	Foot	AF06666	55.00	1480	LSE	75.00		415v	TEFC	Foot
DH55824	37.00	1475	AEI	50.00	D364	415v	TEFC	Foot	07032	55.00	1480	TECO	75.00	D250M	415	TEFC	Foot
KC71575	37.00	1480	SIEMENS	50.00	D225	415v	TEFC	Foot/Fla	07487	55.00	1480	LINCOLN	75.00	365T	415	TEFC	Foot
AM04557	37.00	2900	NEWMAN	50.00	D326	415v	TEFC	Foot	08425	 55.00	2970	MC COLL	75	250M	415	TEFC	Foot
BA46898	37.00	2900	MATHER & PLATT	50.00	D326	415v	TEFC	Foot	AB36842	60.00	730	AGE	80.00	RS8930	415v	DP	Foot
AF06928	37.00	2940	CROMPTON GREAVES	50.00	D200L	415v	TEFC	Foot	AB24161	60.00	960	CP	80.00	172	415v	DP	Foot
AB24338	37.00	2950	BEARDSLEY & PIPER	50.00	D326	415v	TEFC	Foot	AA98720	45.00	720	CP	60.00	171	415v		Foot
AA98720	45.00	720	CP	60.00	171	415v		Foot	AK00343	45.00	735	POPE	60.00	B445	415v	TEFC	Foot
AK00343	45.00	735	POPE	60.00	B445	415v	TEFC	Foot	DI11754	45.00	740	POPE	60.00	D280S	415v	TEFC	Foot
DI11754	45.00	740	POPE	60.00	D280S	415v	TEFC	Foot	DI83169	45.00	1400	TOSHIBA	60.00	225M	415v	TEFC	Foot
DI83169	45.00	1400	TOSHIBA	60.00	225M	415v	TEFC	Foot	DI11954	45.00	1440	MEZ	60.00	225M	415v	TEFC	Foot
DI11954	45.00	1440	MEZ	60.00	225M	415v	TEFC	Foot	07183	45.00	1440	CP	60.00	D225	Foot	TEFC	Foot
07183	45.00	1440	CP	60.00	D225	Foot	TEFC	Foot	AB24409	45.00	1465	BCP	60.00	D225M	415v	TEFC	Foot
AB24409	45.00	1465	BCP	60.00	D225M	415v	TEFC	Foot	BA46676	45.00	1465	DELCO	60.00	405U	415v	TEFC	Foot
BA46676	45.00	1465	DELCO	60.00	405U	415v	TEFC	Foot	DH55839	45.00	1470	CP	60.00	D225M	415v	TEFC	Foot
DH55839	45.00	1470	CP	60.00	D225M	415v	TEFC	Foot	DI83180	45.00	1470	ABB	60.00	225M	415v	TEFC	Foot
DI83180	45.00	1470	ABB	60.00	225M	415v	TEFC	Foot	DI83332	45.00	1475	MC COLL	60.00	225M	415v	TEFC	Foot
DI83332	45.00	1475	MC COLL	60.00	225M	415v	TEFC	Foot	DH53465	45.00	1475	POPE	60.00	D225M	415v	TEFC	Foot
DH53465	45.00	1475	POPE	60.00	D225M	415v	TEFC	Foot	07031	45.00	1480	WESTERN ELECTRIC	60.00	D225M	415	TEFC	Foot
07031	45.00	1480	WESTERN ELECTRIC	60.00	D225M	415	TEFC	Foot	XX2248	45.00	2900	NEWMAN	60.00	C364	415v	DP	Foot
XX2248	45.00	2900	NEWMAN	60.00	C364	415v	DP	Foot	07353	45.00	2950	BROOK	60.00	D225M	415	TEFC	Foot
07353	45.00	2950	BROOK	60.00	D225M	415	TEFC	Foot	AB16518	50.00	735	M/V	70.00	RK10533	415v	TEFC	Foot
AB16518	50.00	735	M/V	70.00	RK10533	415v	TEFC	Foot	AC58600	50.00	1440	WEST	70.00	X323	950v	T.E.	Foot/Fla
AC58600	50.00	1440	WEST	70.00	X323	950v	T.E.	Foot/Fla	DI83036	90.00	973	AEI	120.00	RSKF8942	415v	TEFC	Foot
DI83036	90.00	973	AEI	120.00	RSKF8942	415v	TEFC	Foot	ID55181	90.00	990	POPE	125.00	D3155	415v	TEFC	Foot
ID55181	90.00	990	POPE	125.00	D3155	415v	TEFC	Foot	DI11526	90.00	1450	BROOK	125.00	D444	415v	TEFC	Foot
DI11526	90.00	1450	BROOK	125.00	D444	415v	TEFC	Foot	DH55913	90.00	1460	WEG	125.00	D280SM	1000v	TEFC	Foot
DH55913	90.00	1460	WEG	125.00	D280SM	1000v	TEFC	Foot	DI11591	90.00	1480	MATHER & PLATT	125.00	D280S	415v	TEFC	Foot
DI11591	90.00	1480	MATHER & PLATT	125.00	D280S	415v	TEFC	Foot									



This symbol signifies that photos are available for this product on our Website under Catalogue



Squirrel Cage Electric Motors - Foot, Foot/Flange only

Report6_2e

18/10/10 04:01 PM

Code	KW	RPM	Make	HP	Frame	Volts	Enc	Mount	Code	KW	RPM	Make	HP	Frame	Volts	Enc	Mount
XX2571	90.00	2900	ASEA	125.00	MBRF26	415v	TEFC	Foot	DI11825	120.00	980	NEWMAN	160.00	505ZDC	415v	DP	Foot
BA46774	90.00	2950	TOSHIBA	125.00	D280SD	415v	TEFC	Foot									
AM04699	90.00	2965	VEM	125.00	D280M	415v	TEFC	Foot									
AM04705	90.00	2965	GEC	125.00	D280S	415v	TEFC	Foot	AM04843	132.00	485	BROOK	175.00	RS29	415v	DP	Foot
BD55702	90.00	2965	GEC	125.00	D280S	415v	TEFC	Foot	AM04845	132.00	485	BROOK	175.00	RS29	415v	DP	Foot
DH55899	90.00	2975	POPE	125.00	D280S	415v	TEFC	Foot	BA46787	132.00	985	AEI	175.00	RS105	415v	DP	Foot
									DH55622	132.00	1470	mitsubishi	175.00	315S	415v	TEFC	Foot
AA98591	97.00	1440	AEI	130.00	RSF8936	415v	TEFC	Foot	XX2614	132.00	1480	POPE	175.00	D315S	415v	TEFC	Foot
AA98597	97.00	1440	AEI	130.00	RSF8936	415v	TEFC	Foot	AE83787	132.00	1485	SIEMENS	175.00	315M	415	TEFC	Foot
									07472	132.00	1486	POPE	175.00	315	415	TEFC	Foot
AA98596	105.00	1440	AEI	140.00	RSF8936	415v	TEFC	Foot	AK00326	132.00	2900	CP	175.00	LC444	415v	DP	Foot
									KC71556	132.00	2900	SIEMENS	175.00	D315M	415v	TEFC	Foot
IK84408	110.00	735	TOSHIBA	150.00	D315AB	415v	TEFC	Foot	07220	132.00	2900	CMG	175.00	D315	415	TEFC	Foot
06618	110.00	735	CMG	150.00	D315M	415	TEFC	Foot	ID55255	132.00	2925	ASEA	175.00	MBM315MA	415v	TEFC	Foot
DI83336	110.00	960	CP	150.00	C315	415v	DP	Foot	BD55659	132.00	2965	BCP	175.00	D315S	415v	TEFC	Foot
AB14492	110.00	1440	AEI	150.00	RSF1045	415v	TEFC	Foot	DA56902	132.00	2965	GEC	175.00	D315S	415v	TEFC	Foot
IK84416	110.00	1440	TOSHIBA	150	D280 M	415v	TEFC	Foot	DI11803	132.00	2980	POPE	175.00	D315S	415v	TEFC	Foot
DI83305	110.00	1460	BROOK	150.00	C445	415v	DP	Foot	AM04770	135.00	1460	BRUSH	180.00	TQ344	415v	DP	Foot
DI83307	110.00	1460	BROOK	150.00	C445	415v	DP	Foot									
XX3274	110.00	1460	TECO	150.00	D280M	415v	TEFC	Foot	BA46908	150.00	980	BROOK	200.00	C315M	415v	DP	Foot
WV1952	110.00	1470	AEI	150.00	RS89	415v	DP	Foot	AA98891	150.00	1450	AEI	200.00	RS8930	415v	P.V.	Foot
AP5142	110.00	1475	AEI	150.00	105	415v	TEFC	Foot									
XX2273	110.00	1475	AEI	150.00	RSF10533	415v	TEFC	Foot									
ID55779	110.00	1475	CP	150.00	D280M	415v	TEFC	Foot	AK00144	160.00	735	LSE	210.00	355	415v	CACA	Foot
07575	110.00	1475	BCP	150.00	D280M	415	TEFC	Foot	DI11738	160.00	2985	LOHER	220.00	D315M	415v	TEFC	Foot
DH55619	110.00	1480	GEC	150.00	D280M	415v	TEFC	Foot									
ID55053	110.00	1480	NEWMAN	150.00	D280M	415v	TEFC	Foot	AA98895	165.00	1470	BRUSH	225.00	TQ448	415v	DP	Foot
DH55626	110.00	1485	POPE	150.00	D280M	415v	TEFC	Foot	XX2276	165.00	1470	BROOK	225.00	R27	415v	DP	Foot
AM04771	110.00	1775	WESTINGHOUSE	150.00	504-UU	415v	DP	Foot									
AM04704	110.00	2940	CMG	150.00	D280S	415v	DP	Foot	DI11587	185.00	985	MATHER & PLATT	250.00	D355S	415v	CACA	Foot

 This symbol signifies that photos are available for this product on our Website under Catalogue



Squirrel Cage Electric Motors - Foot, Foot/Flange only

Report6_2e

18/10/10 04:01 PM

Code	KW	RPM	Make	HP	Frame	Volts	Enc	Mount	Code	KW	RPM	Make	HP	Frame	Volts	Enc	Mount
XX2278	185.00	1470	BROOK	250.00	R27	415v	DP	Foot	DH53311	320.00	1480	VEM	430.00	AKU456-4	415v	TEFC	Foot
AB14479	185.00	2900	BRUSH	250.00	TQHA544	415v	TEFC	Foot									
DI83278	205.00	980	BRUSH	270.00	TQ552	415v	DP	Foot	AA48851	335.00	2960	BROWN BOVERI	450.00	C355M	415v	DP	Foot
06450	 210.00	984	SIEMENS	280.00	355M	415v	TEFC	Foot	ID55454	375.00	740	ALLIS CHALMERS	500.00	< Not specified >	3.3kV	DP	Foot
									WV1830	375.00	985	AEI	500.00	RS13646	415v	DP	Foot
WV1645	 220.00	590	MATHER & PLATT	300.00	D400L	415v	TEFC	Foot	07023	420.00	2980	MATHER & PLATT	540.00	C355M	415v	DP	Foot
DI11602	220.00	985	NEWMAN	300.00	C315XL	415v	DP	Foot									
DI11603	220.00	985	NEWMAN	300.00	C315XL	415v	DP	Foot									
DH96240	220.00	1470	AEI	300.00	RSF12041	415v	TEFC	Foot	DH53456	 440.00	1470	TOSHIBA	600.00	C400	3.3kV	DP	Foot
DH96241	220.00	1483	GEC	300.00	D355L	415v	TEFC	Foot	DH53457	 440.00	1470	TOSHIBA	600.00	C400	3.3kV	DP	Foot
AB24356	225.00	730	AEI	300.00	RS12040	415v	DP	Foot	WV1975	 485.00	1440	BRUSH	650.00	TQHA748	415v	CACA	Foot
OK6871	250.00	980	VEM	335.00	404	415v	DP	Foot	AA98901	500.00	1483	EE	675.00	C400/9000	5/3.3	DP	Foot
AB16962	250.00	992	VEM	335.00	AKU456-6	415v	TEFC	Foot									
BA46782	250.00	2930	POPE	340.00	D355L	415v	TEFC	Foot									
DH55974	250.00	2985	BFB	340.00	M355	415v	TEFC	Foot	AK00473	 530.00	1480	SIEMENS	710.00	IRA7294	415v	DP	Foot
AK00442	260.00	1490	SIEMENS	350.00	ILA5478	415v	TEFC	Foot	XX4509	534.00	1440	CP	716.00	NK3635	415v	TEFC	Foot
DA56539	 300.00	730	mitsubishi	400.00	4584	415v	DP	Foot	AK00472	580.00	1475	SIEMENS	777.00	IRA7294	415v	DP	Foot
08256	315.00	2900	TOSHIBA	420.00	C315M	415	DP	Foot	AK00410	600.00	1475	PP	800.00	C400-6	3.3kV	PV	Foot
									AK00411	600.00	1475	PP	800.00	C400-6	3.3kV	PV	Foot
XX3200	320.00	588	TOSHIBA	430.00	400-1120	6.6kV	TEFC	Foot									






 This symbol signifies that photos are available for this product on our Website under Catalogue



Squirrel Cage Electric Motors - Foot, Foot/Flange only

Report6_2e

18/10/10 04:01 PM

Code	KW	RPM	Make	HP	Frame	Volts	Enc	Mount	Code	KW	RPM	Make	HP	Frame	Volts	Enc	Mount
WV1977	675.00	1485	BRUSH	900.00	TQHA852	415v	TEFC	Foot									
DI83044	710.00	1487	BBC	975.00	DKOR630L	6.6Kv	TEFC	Foot									
DI11778	 840.00	1475	LSE	1126.00	450/800	3.3kV	DP	Foot									
WV1976	970.00	1480	PARSON PEEBLE	1300.00	T450	415v	TEFC	Foot									
AF06637	 980.00	2900	ASEA	1320.00	500	6.6kV	DP	Foot									
07866	 1000.0	1460	MITSUBISHI	1350.00	450 LL	3.3	Water	Foot									
ID55594	1000.0	1480	TECO	1340.00	500C	3.3kV	TEFC	Foot									
XX1349	 1120.0	985	ECC	1500.00	< Not specified >	3.3kV	DP	Foot									
07587	1200.0	1485	L.S.E.	1600.00	Tri Slot	3.3kV	TEFC	Foot									
07465	 2500.0	990	LAURENCE SCOTT	3350.00	710/1-4	6.6KV	CACA	Foot									

 This symbol signifies that photos are available for this product on our Website under Catalogue