



# Squirrel Cage Electric Motors

Report6\_2e

12/08/11 04:01 PM

Code	KW	RPM	Make	HP	Frame	Volts	Enc	Mount	Code	KW	RPM	Make	HP	Frame	Volts	Enc	Mount
07043	0.37	1370	MEZ	.50	3AP74	415	TEFC	Foot	07564	1.50	1400	ASEA	2.00	MA16	415	TEFC	Foot
XX1870	0.37	1380	MEZ	0.50	D71	415v	TEFC	Foot	07767	1.50	1420	TECO	2.00	D90L	415	TEFC	Flange
07074	0.37	2860	TECO	0.50	B71	240	TEFC	Foot	07538	1.50	2855	SIEMENS	2.00	90S	415	TEFC	Flange
07567	0.50	1410	WEG	0.75	D90S	415	TEFC	Flange	AM04790	2.20	710	GEC	3.00	D132SD	415v	TEFC	Flange
BA46611	0.55	2805	TOSHIBA	0.75	D71	415v	TEFC	Foot	XX2018	2.20	930	CP	3.00	D112M	415v	TEFC	Foot
07113	0.75	890		1.00	MA90S	415v	TEFC	Foot	DI11871	2.20	945	BROOK	3.00	D112M	415v	TEFC	Foot/Fla
XX1927	0.75	940	POPE	1.00	D162	415v	TEFC	Flange	AA48738	2.20	950	WESTINGHOUSE	3.00	215	415v	TEFC	Foot
07566	0.75	1380	WE	1.00	< Not specified >	Foot	TEFC		07257	2.20	960	AEI	3.00	D213	415	TEFC	Foot
06934	0.75	1400	SIEMENS	1.00	< Not specified >	415	TEFC	Foot	AP5155	2.20	965	DELCO	3.00	215	415v	TEFC	Foot
ID55776	0.75	1410	TOSHIBA	1.00	D80	415v	TEFC	Foot	06778	2.20	1400	POPE	3.00	D100LD	415	TEFC	Flange
AA48984	0.75	1415	BROOK	1.00	B183	415v	TEFC	Foot	WV1763	2.20	1420	WESTATE	3.00	90L	415v	TEFC	Foot
ID55485	0.75	1470		1.00	D80	415v	TEFC	Foot	AB36648	2.20	1430	MEZ	3.00	100L	415v	TEFC	Foot
07569	0.75	2850	LEROY/SOMER	1.00	56	415	TEFC	Foot/Fla	AP5149	2.20	1440	AGE	3.00	AKF932	415v	TEFC	Foot
07701	0.75	2900	ASEA	1.00	80 A	415	TEFC	Foot	AP5212	2.20	1440	CP	3.00	D184	415v	TEFC	Flange
DA56868	1.10	900	US ELECTRIC	1.50	2133	415v	TEFC	Foot	AP5213	2.20	1440	CP	3.00	D184	415v	TEFC	Flange
AF06738	1.10	1410	VEB	1.50	90S	415v	TEFC	Flange	AP5211	2.20	1450	CP	3.00	D184	415v	TEFC	Flange
AC58864	1.10	1420	BROOK	1.50	C164	415v	DP	Foot	AA48810	2.20	1455	DELCO	3.00	213	415v	TEFC	Foot
07080	1.10	1430	TOSHIBA	1.50	D90S	415	TEFC	Flange	AA48756	2.20	1460	LOUIS ALLIS	3.00	213	415v	TEFC	Foot
07436	1.10	1735	LINCOLN	1.50	145T	460	TEFC	Foot	07435	2.20	2845	BROOK	3.00	E90L	415	TEFC	Foot
DA56835	1.50	710	WE	2.00	112M	415v	TEFC	Foot/Fla	07081	2.20	2860	ASEA	3.00	< Not specified >	415	TEFC	Flange
DA56903	1.50	720	LANDERT BULACH	2.00	112M	415v	TEFC	Foot	08037	2.20	2860	BROOK	3.00	90L	415	TEFC	Foot
AP5273	1.50	940	DEMAG	2.00		415v	TEFC	Foot	06952	2.20	2870	ASEA	3.00	MBN90L	415	TEFC	Foot/Fla
07551	1.50	960	RELIANCE	2.00	L182T	460	TEFC	Foot	XX2038	2.20	2880	POPE	3.00	TAH7049 MTR NO.	415v	TEFC	Foot
AA48968	1.50	975	DELCO	2.00	213	415v	TEFC	Foot	07036	2.20	2880	TECO	3.00	90L	415	TEFC	Flange
BA46616	1.50	1400	ASEA	2.00	90L	415v	TEFC	Foot	07555	3.00	720	CENEL	4.00	132M	415	TEFC	Foot
									DI83212	3.00	960	CMG	4.00	132S	415v	TEFC	Foot
									XX2046	3.00	2820	MC COLL	4.00	C112SD	415v	DP	Flange
									XX2047	3.00	2820	MC COLL	4.00	C112SD	415v	DP	Flange
									DH53450	3.00	2850	BROOK	4.00	D100	415v	TEFC	Flange
									AP5028	3.00	2880	ASEA	4.00	100L	415v	TEFC	Foot

This symbol signifies that photos are available for this product on our Website under Catalogue



# Squirrel Cage Electric Motors

Report6\_2e

12/08/11 04:01 PM

Code	KW	RPM	Make	HP	Frame	Volts	Enc	Mount	Code	KW	RPM	Make	HP	Frame	Volts	Enc	Mount
AB36980	3.70	940	ASEA	5.00	MBB14	415v	TEFC	Foot	AF06643	5.50	1440	TOSHIBA	7.50	D132S	415v	TEFC	Foot
AA48760	3.70	960	DELCO	5.00	254U	415v	TEFC	Foot	DH55802	5.50	1440	MITSUBISHI	7.50	D132S	415v	TEFC	Flange
AB24250	3.70	960	CP	5.00	KB284	415v	KLOSE	Foot	07546	5.50	1440	WE	7.50	112M	415	TEFC	Foot
XX2071	3.70	970	CP	5.00	KB284	415v	TEFC	Foot	07706	5.50	1440	GE	7.50	< Not specified >	415	DP	Foot
AA48922	3.70	975	DELCO	5.00	254U	415v	TEFC	Foot	07552	5.50	1445	ASEA	7.50	132S	415	TEFC	Foot
AA48988	3.70	975	DELCO	5.00	254U	415v	TEFC	Foot	07561	5.50	1445	CMG	7.50	132S	415	TEFC	Foot
BA46899	3.70	1430	MC COLL	5.00	D213	415v	TEFC	Foot	AE83582	5.50	1450	DELCO	7.50	254V	415v	TEFC	Foot
AF06847	3.70	1440	POPE	5.00	B225	415v	TEFC	Foot	AE83584	5.50	1450	DELCO	7.50	254V	415v	TEFC	Foot
AF06844	4.00	950	ASEA	5.50	132M	415v	TEFC	Foot	DI83157	5.50	1450	TECO	7.50	D132S	415v	TEFC	Foot
08034	4.00	955	ASEA	5.50	132M	415	TEFC	Foot	ID55091	5.50	1450	TECO	7.50	132S	415v	TEFC	Flange
IK84329	4.00	1440	ASEA	5.50	D112M	415v	TEFC	Flange	ID55090	5.50	1450	TECO	7.50	132S	415v	TEFC	Foot
AB16594	4.00	2800	ASEA	5.50	100LA	415v	TEFC	Flange	06895	5.50	1450	SIEMENS	7.50	132S	415	TEFC	Foot
BD55698	4.00	2800	MEZ	5.50	112M	415	TEFC	Foot	06910	5.50	1450	TECO	7.50	D132S	415	TEFC	Foot
07554	4.00	2850	CP	5.50	D100L	415	TEFC	Foot	07417	5.50	1450	TECO	7.50	132S	415	TEFC	Foot
08035	4.00	2865	TECO	5.50	D112M	415	TEFC	Flange	DH53234	5.50	2800	WE	7.50	D132S	415v	TEFC	Foot
07434	4.00	2870	TECO	5.50	D112M	415	TEFC	Foot	DH96411	5.50	2870	GEC	7.50	D132S	415v	TEFC	Flange
BA46764	4.00	2880	ASEA	5.50	100L	415v	TEFC	Foot	AP5161	5.50	2910	MC COLL	7.50	C132	415v	DP	Foot
BA46772	5.50	930	CP	7.50	87	415v	KRN	Foot	XX2122	5.50	2910	NEWMAN	7.50	C 132	415v	DP	Foot
BA46971	5.50	930	CP	7.50		415v	DP	Foot	AP5040	5.50	2920	ASEA	7.50	132S	415v	TEFC	Flange
AB36944	5.50	950	CP	7.50	< Not specified >	415v	DP	Foot	XX2121	5.50	2940	MC COLL	7.50	C132	415v	DP	Flange
BA46756	5.50	955	BROOK	7.50	D160M	415v	TEFC	Foot	DA56840	5.50	2945	KOHLBACH	7.50	132S	415v	TEFC	Flange
AP5033	5.50	960	AC	7.50	256U	415v	TEFC	Foot	AC58933	7.50	710	METCHRIC	10.00	D160M	415v	TEFC	Foot
07712	5.50	960	SIEMENS	7.50	132M	415	TEFC	Foot	AM04953	7.50	710	GEC	10.00	D160L	415v	TEFC	Foot
AP5053	5.50	970	LA	7.50	256U	415v	TEFC	Foot	DA56837	7.50	710	CP	10.00	D284	415v	TEFC	Foot
OK6906	5.50	970	BRUSH	7.50	C254	415v	DP	Foot	XX2137	7.50	710	METCHRIC	10.00	SF 160L	415v	TEFC	Foot
07549	5.50	1420	LEROY/SOMER	7.50	132S	415	TEFC	Flange	ID55099	7.50	710	TOSHIBA	10.00	D160	415v	TEFC	Foot
AB36783	5.50	1440	POPE	7.50	439	415v	TEFC	Foot	07076	7.50	710	CP	100	D284	415	TEFC	Foot
AB36942	5.50	1440	CP	7.50	F62	415v	DP	Foot	DA56618	7.50	720	BROOK	10.00	D160L	415v	TEFC	Foot
AE83586	5.50	1440	CP	7.50	D132S	415v	TEFC	Flange	DA56619	7.50	720	BROOK	10.00	D160L	415v	TEFC	Foot
									BD55765	7.50	925	ASEA	10.00	132S	415v	TEFC	Foot
									OK6532	7.50	960	AEI	10.00	D256	415v	TEFC	Foot
									AA48990	7.50	970	DELCO	10.00	284U	415v	TEFC	Foot
									AP5029	7.50	970	BEARDSLEY & PIPER	10.00	284U	415v	TEFC	Foot



This symbol signifies that photos are available for this product on our Website under Catalogue



# Squirrel Cage Electric Motors

Report6\_2e

12/08/11 04:01 PM

Code	KW	RPM	Make	HP	Frame	Volts	Enc	Mount	Code	KW	RPM	Make	HP	Frame	Volts	Enc	Mount
DI83109	7.50	970	TECO	10.00	D160M	415v	TEFC	Foot	DH53233	11.00	1440	TECO	15.00	D160	415v	TEFC	Foot
DI83176	7.50	970	TECO	10.00	160M	415v	TEFC	Foot	07545	11.00	1440	BCP	15.00	C160M	415	DP	Foot
DI83204	7.50	970	TECO	10.00	D160M	415v	TEFC	Foot	AB36791	11.00	1450	NEWMAN	15.00	D160M	415v	TEFC	Foot
OK6905	7.50	970	BRUSH	10.00	C256	415v	DP	Foot	AP5250	11.00	1450	ASEA	15.00	MBB15	415v	TEFC	Foot
BD55770	7.50	1410	POPE	10.00	D254	415v	TEFC	Foot	IK84335	11.00	1450	CP	15.00	D256	415v	TEFC	Flange
DI83107	7.50	1435	ASEA	10.00	132M	415v	TEFC	Flange	06779	11.00	1450	MC COLL	15.00	C160MD	415	DP	Flange
AB14239	7.50	1440	POPE	10.00	D254	415v	TEFC	Foot	AA37562	11.00	1460	CP	15.00	C160MD	415v	DP	Flange
AE83923	7.50	1440	NEWMAN	10.00	D254	415v	TEFC	Foot	AB14246	11.00	1460	MC COLL	15.00	C256	415v	DP	Flange
AE83963	7.50	1440	L.D.C.	10.00	E10A4	415v	TEFC	Foot	AB16819	11.00	1460	POPE	15.00	C160L	415v	DP	Foot
DI11934	7.50	1440	BROOK	10.00	D254	415v	TEFC	Foot	OK6593	11.00	1460	BROOK	15.00	CY286	415v	DP	Foot
ID55195	7.50	1440	AEI	10.00	D254	415v	TEFC	Foot	XX2164	11.00	1460	POPE	15.00	B324	415v	TEFC	Foot
06930	7.50	1440	AEI	10.00	D254	415	TEFC	Foot	DA56860	11.00	1465	NEWMAN	15.00	C160M	415v	DP	Flange
07558	7.50	1440		10	D254	415	TEFC	Flange	XX2178	11.00	2850	IR	15.00	C254Z	415v	DP	Foot/Fla
07770	7.50	1440	POPE	10.00	132M	415	TEFC	Flange	XX2179	11.00	2850	IR	15.00	C254Z	415v	DP	Foot/Fla
AB36940	7.50	1450	CP	10.00	KB284	415v	TEFC	Foot	AB36789	11.00	2900	GE	15.00	254TZ	415v	TEFC	Foot
06991	7.50	1450	WESTERN ELECTRIC	10.00	132M	415	TEFC	Foot	AM04782	11.00	2900	POPE	15.00	D160M	415v	TEFC	Foot
AF06943	7.50	1460	LOUIS ALLIS	10.00	256U	415v	TEFC	Foot	AM04783	11.00	2900	POPE	15.00	D160M	415v	TEFC	Foot
AP5042	7.50	1460	MC COLL	10.00	132M	415v	TEFC	Foot/Fla	DH96410	11.00	2900	GEC	15.00	160M	415v	TEFC	Flange
DA56561	7.50	2900	BCP	10.00	D132S	415v	TEFC	Foot	07252	11.00	2900	AEI	15.00	D160M	415	TEFC	Foot
07272	7.50	2920	CMG	10.00	D132S	415	TEFC	Foot	07890	11.00	2900	UNKNOWN	15.00	160M	415	TEFC	Foot
DI11945	7.50	2930	WEG	1.00	132S	415v	TEFC	Foot/Fla	XX2177	11.00	2915	AGE	15.00	AK952	415v	DP	Foot
									BD55981	11.00	2940	NEWMAN	15.00	D160M	415v	TEFC	Foot
AM04983	8.50	730	AEI	12.00		415v	TEFC	Foot	AB36909	15.00	720	CP	20.00	121	415v	DP	Foot
									AP5140	15.00	960	RELIANCE	20.00	286T	415v	TEFC	Foot
AP5039	9.00	735	AEI	12.50	AF363	415v	TEFC	Foot	AF06875	15.00	965	VEM	20.00	180L	415v	TEFC	Foot
WV1984	9.00	1470	POPE	12.50	B324	415v	TEFC	Foot	AP5158	15.00	965	POPE	20.00	D326		TEFC	Foot
									BD55782	15.00	1440	AEI	20.00	KND284	415v	TEFC	Foot
DI83202	11.00	970	TECO	15.00	D160L	415v	TEFC	Foot	DH96169	15.00	1440	NEWMAN	20.00	D160L	415v	TEFC	Flange
AP5215	11.00	1440	CP	15.00	D256	415v	TEFC	Flange	ID55261	15.00	1440	POPE	20.00	D160L	415v	TEFC	Foot
WV1949	11.00	1440	CP	15.00	D250	415v	TEFC	Foot	07078	15.00	1445	WESTERN ELECTRIC	20.00	IP54	415	TEFC	Foot
XX2167	11.00	1440	NEWMAN	15.00	C160M	415v	DP	Flange	AM04791	15.00	1450	MC COLL	20.00	G160LD	415v	DP	Flange
XX2168	11.00	1440	NEWMAN	15.00	C160M	415v	DP	Flange	DA56858	15.00	1450	NEWMAN	20.00	C160L	415v	TEFC	Flange
									DA56861	15.00	1450	NEWMAN	20.00	C160L	415v	DP	Flange



This symbol signifies that photos are available for this product on our Website under Catalogue



# Squirrel Cage Electric Motors

Report6\_2e

12/08/11 04:01 PM

Code	KW	RPM	Make	HP	Frame	Volts	Enc	Mount	Code	KW	RPM	Make	HP	Frame	Volts	Enc	Mount
DH53445	15.00	1450	ASEA	20.00	160L	415	TEFC	Flange	07378	18.50	1470	CHINESE	25.00	D180M	415	TEFC	Foot
06848	15.00	1450	WESTERN ELECTRIC	20.00	160L	415v	TEFC	Foot	BD55721	18.50	1480	CP	25.00	D180M	415v	TEFC	Foot
BA46757	15.00	1455	JACMOR	20.00	MBT160L	415v	TEFC	Flange	XX2222	18.50	2900	MC COLL	25.00	C160LD	415v	DP	Flange
			ENGINEERING						XX2223	18.50	2900	LEROY/SOMER	25.00	C160L	415v	DP	Foot
AB16531	15.00	1460	BROOK	20.00	CY324	415v	DP	Foot	AK00119	18.50	2930	POPE	25.00	D160LDA	415v	TEFC	Flange
AP5034	15.00	1460	BEARDSLEY & PIPER	20.00	D284	415v	TEFC	Foot	AK00339	18.50	2930	POPE	25.00	D160LDA	415v	TEFC	Flange
DA56841	15.00	1460	CP	20.00	D284	415v	TEFC	Foot	AK00340	18.50	2930	POPE	25.00	D160LDA	415v	TEFC	Flange
OK6723	15.00	1460	CP	20.00	B326	415v	TEFC	Foot	AM04558	18.50	2950	AEI	25.00	D284	415v	TEFC	Foot
XX2202	15.00	1460	AGE	20.00	AK5622	415v	DP	Foot	AM04559	18.50	2950	AEI	25.00	D284	415v	TEFC	Foot
ID55098	15.00	1480	TOSHIBA	20.00	D160L	415v	TEFC	Flange									
DA56857	15.00	2900	ASEA	20.00	MBRF16	415v	TEFC	Foot	AB16517	22.00	720	SIEMENS	30.00	OR1292	415v	TEFC	Foot
DH53013	15.00	2900	POPE	20.00	D160L	415v	TEFC	Foot	DI83183	22.00	960	TECO	30.00	D200L	415v	TEFC	Foot
DH55509	15.00	2900	METCHRIC	20.00	D160M	415v	TEFC	Foot	BA46872	22.00	970	WE	30.00	F200L	415v	TEFC	Foot/Fla
BA46807	15.00	2910	BROOK	20.00	D160M	415v	TEFC	Foot	AB36725	22.00	1440	BROOK	30.00	D180L	415v	BROO	Flange
XX2207	15.00	2915	MC COLL	20.00	LSP 160 M3	415v	DP	Foot	XX1398	22.00	1440	MATHER & PLATT	30.00	D324V	415v	TEFC	Flange
DH96409	15.00	2930	TECO	20.00	160M	415v	TEFC	Foot/Fla	XX2235	22.00	1440	ASEA	30.00	MKB20	415v	DP	Foot
DA56870	15.00	2940	NEWMAN	20.00	D180M	415v	TEFC	Foot	AB14242	22.00	1460	MATHER & PLATT	30.00	D324	415v	TEFC	Flange
DH96321	15.00	2940	BCP	20.00	D160M	415v	TEFC	Foot	DI83012	22.00	1460	SIEMENS	30.00	180L/4	415v	TEFC	Flange
07892	15.00	2940	CMG	20.00	160M	415	TEFC	Foot	AB14494	22.00	1460	SIEMENS	30.00	180L	415	TEFC	Flange
AB36787	18.00	1410	DEMAG	24.00		415v	TEFC	Flange	AB36735	26.00	1450	CP	35.00	F102	415v	DP	Foot
AC58934	18.50	960	BROOK	25.00	C326	415v	DP	Foot	AB16705	30.00	720	BROOK	40.00	C365	415v	DP	Foot
AB36692	18.50	975	DELCO	25.00	364U	415v	TEFC	Foot	DI83054	30.00	720	TOSHIBA	40.00	D250S	415v	TEFC	Foot
AB36693	18.50	975	DELCO	25.00	364U	415v	TEFC	Foot	AE83536	30.00	730	CP	40.00	KD404	415v	TEFC	Foot
AB16529	18.50	1440	BROOK	25.00	C326	415v	DP	Foot	AE83537	30.00	730	CP	40.00	KD404	415v	TEFC	Foot
AB16532	18.50	1440	BROOK	25.00	C326	415v	DP	Foot	AB36669	30.00	980	DELCO	40.00	404	415v	TEFC	Foot
DA56886	18.50	1445	AEI	25.00	D286	415v	TEFC	Foot	AA48643	30.00	985	DELCO	40.00	404	415v	TEFC	Foot
07245	18.50	1450	CP	25.00	C160L	415	DP	Foot	AA48706	30.00	985	DELCO	40.00	404U	415v	TEFC	Foot
XX2213	18.50	1460	LDC	25.00	EAA3244	415v	TEFC	Foot	DH53254	30.00	1440	NEWMAN	40.00	D200L	415v	TEFC	Foot
06350	18.50	1460	LINCOLN	25.00	284T	415v	DP	Foot	WV1576	30.00	1450	NEWMAN	40.00	200L	415v	TEFC	Foot
06909	18.50	1460	BROOK	25.00	E180M	415	FP	Foot	06380	30.00	1455	SCHORCH	40.00	200L	415	TEFC	Flange
WV1590	18.50	1470	CP	25.00	KB326	415v	TEFC	Foot									





This symbol signifies that photos are available for this product on our Website under Catalogue



# Squirrel Cage Electric Motors

Report6\_2e

12/08/11 04:01 PM

Code	KW	RPM	Make	HP	Frame	Volts	Enc	Mount	Code	KW	RPM	Make	HP	Frame	Volts	Enc	Mount	
XX1858	30.00	1460	BROOK	40.00	C326	415v	DP	Foot	AF06928	37.00	2940	CROMPTON GREAVES	50.00	D200L	415v	TEFC	Foot	
06896	30.00	1460	BROOK	40.00	D200L	415	TEFC	Foot	AB24338	37.00	2950	BEARDSLEY & PIPER	50.00	D326	415v	TEFC	Foot	
DI83061	30.00	1465	POPE	40.00	D200L	415v	TEFC	Foot										
06906	30.00	1465	POPE	40.00	D200L	415	TEFC	Foot										
WV1578	30.00	1470	BROOK	40.00	D326	415v	TEFC	Foot	AA98720	45.00	720	CP	60.00	171	415v		Foot	
IK84401	30.00	1470		40.00	MBN200	415v	TEFC	Foot	AK00343	45.00	735	POPE	60.00	B445	415v	TEFC	Foot	
07034	30.00	1475	TECO	40.00	D200L	415	TECF	Flange	DI11754	45.00	740	POPE	60.00	D280S	415v	TEFC	Foot	
AA48869	30.00	2900	AEI	40.00	D324	415v	TEFC	Flange	DI83324	45.00	742	NOT SPECIFIED	60.00	280SMB	415v	TEFC	Flange	
DI83345	30.00	2900	CP	40.00	C180M	415v	DP	Foot/Fla	DI83325	45.00	742	NOT SPECIFIED	60.00	280SMB	415v	TEFC	Flange	
DH53251	30.00	2900	WE	40.00	D200L	415v	TEFC	Foot	08843	45.00	980	TECO	60.00	D250M	415	TEFC	Foot	
DH53364	30.00	2900	TECO	40.00	C180M	415v	DP	Foot	DI83169	45.00	1400	TOSHIBA	60.00	225M	415v	TEFC	Foot	
ID55659	30.00	2900	WEG	40.00	D200L	415v	TEFC	Foot	DI11954	45.00	1440	MEZ	60.00	225M	415v	TEFC	Foot	
DI11929	30.00	2940	CP	40.00	D200	415v	TEFC	Foot	XX2257	45.00	1440	POPE	60.00	C364	415v	DP	Flange	
07033	30.00	2950	TECO	40.00	D200L	415	TEFC	Flange	07183	45.00	1440	CP	60.00	D225		Foot	TEFC	
									AB14247	45.00	1460	MATHER & PLATT	60.00	C364	415v	DP	Flange	
									AB24409	45.00	1465	BCP	60.00	D225M	415v	TEFC	Foot	
AK00327	35.00	1465	SIEMENS	45.00	D250M	415v	TEFC	Foot	BA46676	45.00	1465	DELCO	60.00	405U	415v	TEFC	Foot	
									DH55839	45.00	1470	CP	60.00	D225M	415v	TEFC	Foot	
									DI83180	45.00	1470	ABB	60.00	225M	415v	TEFC	Foot	
DI11959	37.00	960	HITACHI	50.00	C404	415v	DP	Foot	DI83332	45.00	1475	MC COLL	60.00	225M	415v	TEFC	Foot	
DA56990	37.00	970	CP	50.00	D404	415v	TEFC	Foot	DH53465	45.00	1475	POPE	60.00	D225M	415v	TEFC	Foot	
AP5240	37.00	985	NEWMAN	50.00	D404	415v	TEFC	Foot/Fla	XX2256	45.00	1480	CP	60.00	F171	415v	KLOSD	Flange	
DI83008	37.00	1440	SCHNIRER	50.00	D200	415v	TEFC	Foot	07031	45.00	1480	WESTERN ELECTRIC	60.00	D225M	415	TEFC	Foot	
DH53442	37.00	1440	CP	50.00	C200	415v	DP	Foot	08323	 45.00	1480	RELIANCE	60.00	364	415	TEFC	Foot	
06853	37.00	1440	ENGLISH ELECTRIC	50	D225	415	TEFC	Foot	XX2248	45.00	2900	NEWMAN	60.00	C364	415v	DP	Foot	
07269	37.00	1440	POPE	50.00	D225S	415	TEFC	Foot	AA98696	45.00	2950	AEI	60.00	D225M	415v	TEFC	Flange	
WV1574	37.00	1450	AEI	50.00	AK525	415v	DP	Foot	XX3041	45.00	2950	AEI	60.00	D225M	415V	TEFC	Flange	
BD55928	37.00	1460	CP	50.00	C200M	415v	DP	Foot	07353	45.00	2950	BROOK	60.00	D225M	415	TEFC	Foot	
IK84010	37.00	1460	TOSHIBA	50.00	D225S	415v	TEFC	Foot										
IK84397	37.00	1460	TECO	50.00	D225S	415v	TEFC	Foot										
07774	37.00	1460		50.00	225	415	TEFC	Foot	AB16518	 50.00	735	M/V	70.00	RK10533	415v	TEFC	Foot	
DH55824	37.00	1475	AEI	50.00	D364	415v	TEFC	Foot	AC58600	50.00	1440	WEST	70.00	X323	950v	T.E.	Foot/Fla	
KC71575	37.00	1480	SIEMENS	50.00	D225	415v	TEFC	Foot/Fla										
AM04557	37.00	2900	NEWMAN	50.00	D326	415v	TEFC	Foot										
BA46898	37.00	2900	MATHER & PLATT	50.00	D326	415v	TEFC	Foot	AM04981	55.00	960	AGE	80.00	RS8930	415	DP	Foot	






 This symbol signifies that photos are available for this product on our Website under Catalogue



# Squirrel Cage Electric Motors

Report6\_2e

12/08/11 04:01 PM

Code	KW	RPM	Make	HP	Frame	Volts	Enc	Mount	Code	KW	RPM	Make	HP	Frame	Volts	Enc	Mount
DH55505	55.00	980	WEG	75.00	280M	415v	TEFC	Flange	DI11526	90.00	1450	BROOK	125.00	D444	415v	TEFC	Foot
DI83011	55.00	1460	SIEMENS	75.00	D250M	415v	TEFC	Foot/Fla	DH55913	90.00	1460	WEG	125.00	D280SM	1000v	TEFC	Foot
DI83224	55.00	1470	ASEA	75.00	250M	415v	TEFC	Foot	DI11591	90.00	1480	MATHER & PLATT	125.00	D280S	415v	TEFC	Foot
07488	55.00	1470	BROOK	75.00	250S	415	TEFC	Foot	XX2571	90.00	2900	ASEA	125.00	MBRF26	415v	TEFC	Foot
07070	55.00	1475	TOSHIBA	75.00	D250S	415	TEFC	Foot	BA46774	90.00	2950	TOSHIBA	125.00	D280SD	415v	TEFC	Foot
08665	55.00	1475	POPE	75.00	C365	415	DP	Foot	AM04699	90.00	2965	VEM	125.00	D280M	415v	TEFC	Foot
AF06666	55.00	1480	LSE	75.00		415v	TEFC	Foot	AM04705	90.00	2965	GEC	125.00	D280S	415v	TEFC	Foot
07487	55.00	1480	LINCOLN	75.00	365T	415	TEFC	Foot	BD55702	90.00	2965	GEC	125.00	D280S	415v	TEFC	Foot
08425	 55.00	2970	MC COLL	75	250M	415	TEFC	Foot	DH55899	90.00	2975	POPE	125.00	D280S	415v	TEFC	Foot
AB36842	60.00	730	AGE	80.00	RS8930	415v	DP	Foot	AA98591	97.00	1440	AEI	130.00	RSF8936	415v	TEFC	Foot
AB24161	60.00	960	CP	80.00	172	415v	DP	Foot	AA98597	97.00	1440	AEI	130.00	RSF8936	415v	TEFC	Foot
AB14474	67.00	725	AEI	90.00	RSS8930	415v	DP	Foot	AA98596	105.00	1440	AEI	140.00	RSF8936	415v	TEFC	Foot
DH96480	75.00	960	BROOK	100.00	RS24	415	DP	Foot	AK00436	110.00	730	GE	150.00	6326P	415v	TEFC	Flange
AA37517	 75.00	1400	HEBCO	100.00	< Not specified >		DP	Flange	IK84408	110.00	735	TOSHIBA	150.00	D315AB	415v	TEFC	Foot
AA37516	 75.00	1440	HEBCO	100.00	< Not specified >		DP	Flange	DI83336	110.00	960	CP	150.00	C315	415v	DP	Foot
BA46695	75.00	1475	SIEMENS	100.00	D280S	415v	TEFC	Foot	AB14492	110.00	1440	AEI	150.00	RSF1045	415v	TEFC	Foot
06448	 75.00	1475	TOSHIBA	100.00	D250M	415	TEFC	Foot	IK84416	110.00	1440	TOSHIBA	150	D280 M	415v	TEFC	Foot
07730	75.00	1475	ABB	100.00	250M	415	TEFC	Foot	08603	 110.00	1450	ABB	150.00	315 S/M	415	TEFC	Foot
08217	75.00	1475	TECO	100.00	C250S	415	TEFC	Foot	DI83305	110.00	1460	BROOK	150.00	C445	415v	DP	Foot
AB14293	75.00	1480	POPE	100.00	D405	415v	TEFC	Flange	DI83307	110.00	1460	BROOK	150.00	C445	415v	DP	Foot
AK00328	75.00	1480	SIEMENS	100.00	D280S	415v	TEFC	Foot/Fla	XX3274	110.00	1460	TECO	150.00	D280M	415v	TEFC	Foot
07244	75.00	1480	SIEMENS	100.00	280S	415	TEFC	Flange	AP5142	110.00	1475	AEI	150.00	105	415v	TEFC	Foot
ID55757	75.00	2900	BROOK	100.00	C225M	415v	DP	Foot	XX2273	110.00	1475	AEI	150.00	RSF10533	415v	TEFC	Foot
AK00332	75.00	2950	BROOK	100.00	D405D	415v	TEFC	Flange	ID55779	110.00	1475	CP	150.00	D280M	415v	TEFC	Foot
DI11935	75.00	2960	NEWMAN	100.00	250M	415v	TEFC	Foot	07575	110.00	1475	BCP	150.00	D280M	415	TEFC	Foot
DI83036	90.00	973	AEI	120.00	RSKF8942	415v	TEFC	Foot	DH55619	110.00	1480	GEC	150.00	D280M	415v	TEFC	Foot
ID55181	90.00	990	POPE	125.00	D3155	415v	TEFC	Foot	ID55053	110.00	1480	NEWMAN	150.00	D280M	415v	TEFC	Foot
									DH55626	110.00	1485	POPE	150.00	D280M	415v	TEFC	Foot
									AM04771	110.00	1775	WESTINGHOUSE	150.00	504-UU	415v	DP	Foot






 This symbol signifies that photos are available for this product on our Website under Catalogue



# Squirrel Cage Electric Motors

Report6\_2e

12/08/11 04:01 PM

Code	KW	RPM	Make	HP	Frame	Volts	Enc	Mount	Code	KW	RPM	Make	HP	Frame	Volts	Enc	Mount
AM04704	110.00	2940	CMG	150.00	D280S	415v	DP	Foot	XX2276	165.00	1470	BROOK	225.00	R27	415v	DP	Foot
DI11825	120.00	980	NEWMAN	160.00	505ZDC	415v	DP	Foot	DI11587	185.00	985	MATHER & PLATT	250.00	D355S	415v	CACA	Foot
									XX2278	185.00	1470	BROOK	250.00	R27	415v	DP	Foot
									AB14479	185.00	2900	BRUSH	250.00	TQHA544	415v	TEFC	Foot
AM04843	132.00	485	BROOK	175.00	RS29	415v	DP	Foot	XX2279	195.00	2970	SCHEIB	260.00	J503/1	415v	DP	Flange
AM04845	132.00	485	BROOK	175.00	RS29	415v	DP	Foot									
BA46787	132.00	985	AEI	175.00	RS105	415v	DP	Foot									
DH55622	132.00	1470	MITSUBISHI	175.00	315S	415v	TEFC	Foot									
XX2614	132.00	1480	POPE	175.00	D315S	415v	TEFC	Foot									
AE83787	132.00	1485	SIEMENS	175.00	315M	415	TEFC	Foot	WV1645	 220.00	590	MATHER & PLATT	300.00	D400L	415v	TEFC	Foot
07472	132.00	1486	POPE	175.00	315	415	TEFC	Foot	DI11602	220.00	985	NEWMAN	300.00	C315XL	415v	DP	Foot
AK00326	132.00	2900	CP	175.00	LC444	415v	DP	Foot	DI11603	220.00	985	NEWMAN	300.00	C315XL	415v	DP	Foot
KC71556	132.00	2900	SIEMENS	175.00	D315M	415v	TEFC	Foot	DH96240	220.00	1470	AEI	300.00	RSF12041	415v	TEFC	Foot
07220	132.00	2900	CMG	175.00	D315	415	TEFC	Foot	DH96241	220.00	1483	GEC	300.00	D355L	415v	TEFC	Foot
ID55255	132.00	2925	ASEA	175.00	MBM315MA	415v	TEFC	Foot	07678	220.00	2975	WE	300.00	315M	415	TEFC	Flange
BD55659	132.00	2965	BCP	175.00	D315S	415v	TEFC	Foot									
DA56902	132.00	2965	GEC	175.00	D315S	415v	TEFC	Foot	AB24356	225.00	730	AEI	300.00	RS12040	415v	DP	Foot
DI11803	132.00	2980	POPE	175.00	D315S	415v	TEFC	Foot									
AM04770	135.00	1460	BRUSH	180.00	TQ344	415v	DP	Foot	OK6871	250.00	980	VEM	335.00	404	415v	DP	Foot
									AB16962	250.00	992	VEM	335.00	AKU456-6	415v	TEFC	Foot
BA46908	150.00	980	BROOK	200.00	C315M	415v	DP	Foot	08382	 250.00	1475	ASEA	335.00	MBM 355MA	415	TEFC	Foot
DA56647	150.00	985	POPE	200.00	D315LD	415v	TEFC	Flange	AF06853	 250.00	1488	SIEMENS	335.00	355L	415v	TEFC	Flange
AA98891	150.00	1450	AEI	200.00	RS8930	415v	P.V.	Foot	BA46782	250.00	2930	POPE	340.00	D355L	415v	TEFC	Foot
06803	150.00	2900	NEWMAN	200.00	D315M	415	TEFC	Flange	DH55974	250.00	2985	BFB	340.00	M355	415v	TEFC	Foot
									AK00442	260.00	1490	SIEMENS	350.00	ILA5478	415v	TEFC	Foot
AK00144	 160.00	735	LSE	210.00	355	415v	CACA	Foot	DA56539	 300.00	730	MITSUBISHI	400.00	4584	415v	DP	Foot
AA98895	165.00	1470	BRUSH	225.00	TQ448	415v	DP	Foot									

 This symbol signifies that photos are available for this product on our Website under Catalogue



# Squirrel Cage Electric Motors

Report6\_2e

12/08/11 04:01 PM

Code	KW	RPM	Make	HP	Frame	Volts	Enc	Mount	Code	KW	RPM	Make	HP	Frame	Volts	Enc	Mount
08256	315.00	2900	TOSHIBA	420.00	C315M	415	DP	Foot	AK00410	600.00	1475	PP	800.00	C400-6	3.3kV	PV	Foot
									AK00411	600.00	1475	PP	800.00	C400-6	3.3kV	PV	Foot
XX3200	320.00	588	TOSHIBA	430.00	400-1120	6.6kV	TEFC	Foot									
DH53311	320.00	1480	VEM	430.00	AKU456-4	415v	TEFC	Foot	WV1977	675.00	1485	BRUSH	900.00	TQHA852	415v	TEFC	Foot
AA48851	335.00	2960	BROWN BOVERI	450.00	C355M	415v	DP	Foot	DI83044	710.00	1487	BBC	975.00	DKOR630L	6.6kV	TEFC	Foot
ID55454	375.00	740	ALLIS CHALMERS	500.00	< Not specified >	3.3kV	DP	Foot	DI11778	 840.00	1475	LSE	1126.00	450/800	3.3kV	DP	Foot
WV1830	375.00	985	AEI	500.00	RS13646	415v	DP	Foot									
									WV1976	970.00	1480	PARSON PEEBLE	1300.00	T450	415v	TEFC	Foot
07023	420.00	2980	MATHER & PLATT	540.00	C355M	415v	DP	Foot	AF06637	 980.00	2900	ASEA	1320.00	500	6.6kV	DP	Foot
DH53456	 440.00	1470	TOSHIBA	600.00	C400	3.3kV	DP	Foot	07866	 1000.0	1460	mitsubishi	1350.00	450 LL	3.3	Water	Foot
DH53457	 440.00	1470	TOSHIBA	600.00	C400	3.3kV	DP	Foot	ID55594	1000.0	1480	TECO	1340.00	500C	3.3kV	TEFC	Foot
WV1975	 485.00	1440	BRUSH	650.00	TQHA748	415v	CACA	Foot	XX1349	 1120.0	985	ECC	1500.00	< Not specified >	3.3kV	DP	Foot
AA98901	500.00	1483	EE	675.00	C400/9000	5/3.3	DP	Foot	07587	1200.0	1485	L.S.E.	1600.00	Tri Slot	3.3kV	TEFC	Foot
AK00473	 530.00	1480	SIEMENS	710.00	IRA7294	415v	DP	Foot	07465	 2500.0	990	LAURENCE SCOTT	3350.00	710/1-4	6.6KV	CACA	Foot
XX4509	534.00	1440	CP	716.00	NK3635	415v	TEFC	Foot									
AK00472	580.00	1475	SIEMENS	777.00	IRA7294	415v	DP	Foot									

 This symbol signifies that photos are available for this product on our Website under Catalogue